

YEAR-BY-YEAR RESULTS

Year	Overall				Conference				Finish [#]
	W	L	T	Pct.	W	L	T	Pct.	
1957	5	2	0	.714	--	--	--	----	
1958	6	12	0	.333	--	--	--	----	
1959	5	9	0	.357	--	--	--	----	
1960	3	8	1	.292	--	--	--	----	
1961	6	11	0	.353	--	--	--	----	
1962	12	11	1	.521	*8	7	0	.533	3rd
1963	10	18	0	.357	--	--	--	----	
1964	5	22	0	.185	--	--	--	----	
1965	5	23	0	.179	--	--	--	----	
1966	17	12	0	.586	--	--	--	----	
1967	21	9	0	.700	--	--	--	----	
1968	22	13	2	.622	--	--	--	----	
1969	22	13	1	.625	--	--	--	----	
1970	31	8	0	.795	--	--	--	----	
1971	27	14	0	.659	--	--	--	----	
1972	36	14	0	.720	--	--	--	----	
1973	30	17	0	.638	--	--	--	----	
1974	19	36	0	.345	--	--	--	----	
1975	21	35	0	.375	--	--	--	----	
1976	45	14	0	.763	--	--	--	----	
1977	38	23	0	.623	--	--	--	----	
1978 ^{^!}	35	28	0	.555	--	--	--	----	3rd
1979 ^{^!}	29	24	1	.546	--	--	--	----	4th
1980 ^{^!}	23	33	0	.411	--	--	--	----	5th
1981 [^]	28	30	0	.483	2	6	0	.250	3rd-S
1982 [^]	39	20	0	.661	2	6	0	.250	3rd-S
1983 [^]	38	19	0	.667	11	6	0	.647	2nd-E
1984 [^]	39	20	0	.661	9	8	0	.529	3rd-E
1985 [^]	41	28	1	.593	10	8	0	.556	2nd-E
1986 [^]	38	26	0	.594	12	5	0	.706	1st-E
1987 [^]	34	25	0	.576	9	7	0	.563	2nd-E
1988 [^]	39	24	0	.619	11	6	0	.647	2nd-E
1989 ^{^&}	42	22	0	.656	10	6	0	.625	1st-E
1990 [^]	42	20	0	.677	13	5	0	.722	1st-E
1991 [^]	43	21	2	.667	11	6	0	.647	1st-E
1992 [^]	26	30	0	.464	9	12	0	.429	4th-E
1993 [^]	33	26	0	.559	11	10	0	.524	T2nd-E
1994 [^]	40	24	0	.625	16	8	0	.667	2nd-E
1995 [^]	41	22	0	.651	21	6	0	.778	1st
1996 [^]	23	34	0	.404	12	14	0	.462	5th
1997 [^]	32	22	0	.593	13	14	0	.481	7th
1998 [^]	31	27	0	.534	13	14	0	.481	6th
1999 ^{^&%}	41	23	0	.641	22	8	0	.733	2nd
2000 ^{^&}	34	24	0	.586	16	11	0	.593	4th
2001 ^{^&}	39	25	0	.610	18	9	0	.667	3rd
2002 ^{^&}	27	31	0	.466	15	15	0	.500	5th
2003 ^{^&@}	32	30	0	.516	17	16	0	.515	6th
2004 ^{^&}	25	31	0	.446	12	18	0	.400	8th
2005 ^{^&}	23	31	0	.423	13	17	0	.433	T-7th
2006 ^{^&%}	43	19	0	.694	23	7	0	.767	1st
2007 ^{^&@}	34	28	0	.548	15	12	0	.556	4th
2008 ^{^&}	27	29	0	.482	13	20	0	.394	10th
2009 ^{^&@}	37	22	0	.627	19	11	0	.633	3rd
2010	27	29	0	.482	14	12	0	.538	5th
2011	37	24	0	.607	19	11	0	.633	2nd
Total	1,538	1,202	9	.560	387	293	0	.569	----

* - Florida Intercollegiate Conference (records are incomplete)
[^] - Sun Belt Conference from 1978-1998 ^{^&} - Atlantic Sun Conference 1999-present
[#] - Represents regular-season finish ! - Conference finish based on overall regular-season record
[&] - Sun Belt Conference Tournament Champion
[%] - A-Sun Champion (prior to 2000, the A-Sun did not have a regular-season champion)
[@] - A-Sun Tournament Champion *Italics* - NCAA Regional Appearance

ALL-TIME COACHES RECORDS



BOB DAUGHTON

Years	Overall Record			
	W	L	T	Pct.
1957-65 (9)	57	116	2	.331
Titles	N/A			
	Conference Record*			
	W	L	T	Pct.
Regionals	8	7	0	.533
None	* - incomplete			



CHARLIE MATHEWS

Years	Overall Record			
	W	L	T	Pct.
1966 (1)	17	12	0	.586
Titles	N/A			
	Conference Record*			
	W	L	T	Pct.
Regionals	--	--	--	--
None	* - incomplete			



BARRY MYERS

Years	Overall Record			
	W	L	T	Pct.
1967-73 (7)	189	88	3	.680
Titles	N/A			
	Conference Record*			
	W	L	T	Pct.
Regionals	--	--	--	--
2	* - incomplete			



JACK LAMABE

Years	Overall Record			
	W	L	T	Pct.
1974-78 (5)	158	136	0	.537
Titles	N/A			
	Conference Record			
	W	L	T	Pct.
Regionals	--	--	--	--
1	* - incomplete			



TOM BRADLEY

Years	Overall Record			
	W	L	T	Pct.
1979-90 (12)	432	291	2	.597
Titles	3			
	Conference Record			
	W	L	T	Pct.
Regionals	89	63	0	.586
1				



TERRY ALEXANDER

Years	Overall Record			
	W	L	T	Pct.
1991- present (21)	695	552	2	.553
Titles	7			
	Conference Record			
	W	L	T	Pct.
Regionals	322	251	0	.564
10				

-A-

Abbott, Robert B.	1966
Abbott, Vernon	1965
Abis, Derek	2009-10
Ackerman, Jack	1972-74
Ackley, D.J.	2006-07
Agronin, Bill	1970
Aksamit, Billy	1977-80
Albano, Ralph	1978-81
Aldrich, Mark	1988-91
Alford, Mac	1969-70
Alford, Tom	2002-04
Allison, Tom	1964
Alvarez, Tony	1978
Anderson, Chris	2011
Anderson, Kris	2003
Anderson, Tim	1970-71
Andrew, Carson	2007-09
Andrews, Mark	1987-90
Andrews, Robert	1987-88
Antal, Brian	1992
Appleby, Jimmy	2011
Apter, Jason	1979
Arey, Keith	1992-94
Arguto, Sam	1991-93
Asche, Kirk	1998-99
Aspinwall, Glenn	1972-75



JOE AUSANIO

Ausanio, Joe	1985-88
Aylmer, Mike	1983-84

-B-

Bacick, David	1978
Bacon, Maurice	1970
Baker, Bill	1967
Bangs, Don	1966
Barefoot, Mike	1986-87
Basso, Chris	1990-91
Baxter, Duane	1990-92
Bayly, Mike	1983-84
Beerbower, Dale	1957
Beesley, Steven	2004
Belcher, Mark	1985-86
Belger, Jim	1980-81
Bell, Gus	1967-70
Bell, Marcus	2000-01
Bernazard, Anthony	2006-08
Bernhardt, Rick	1966-68
Bertot, Michael	2010
Beson, A.J.	1991-93
Best-Berfet, Larry	2003-04
Bettencourt, John V.	1970-71
Biernacki, Scott	1999-01
Biondo, Bob	1980
Bircher, Bill	1975-78
Bitonte, Randy	1982
Blanton, Joe	1970

Bobbi, Mark A.	1971-74
Bolante, Alan	1978
Bolton, Dustin	2003
Bondurant, Everett	1959-60
Bourgholtzer, Eric	1995
Bowden, Bert	1977-78
Bowerman, Dave	1975-77
Bowman, Bobby	2003
Boyer, Tom	1975
Boyette, C.W.	1959
Boyette, Larry	1957-58
Boykin, Tyrone	1990-91
Brady, Jim	1992-94
Brady, Matt	1986-90
Braithwaite, Tom	1976-77
Braun, Cary	1992-96
Brewer, Bob	1964
Brickle, Don	2003-06
Brockwell, John	1994-97
Broom, Chris	1980
Broughton, James	1970
Brown, Mike	1972-75
Brown, Tim	2006-08
Bryant, Larry	1971-74
Burger, Bob	1963-66
Burrows, Josh	2006-08
Buscher, Bernie (Pee Wee)	1975-76
Byrd, John	1996-99
Byrnes, Larry	1968-69

-C-

Campbell, Karl	1993
Carey, Larry	1968
Carr, Ernie	1985-88
Carter, Kyle	1981-82
Caruso, Sam	1959
Caruso, Steve	1973-74
Cary, Bill	1980
Catino, Dave	1977-80
Catto, Brett	1999-00
Chamberlain, Fran	1977-78
Chamberlain, George	1971
Chapman, Baker	2009-10
Chappell, Dave	1975-77
Christ, Mike	1984
Clark, Ronnie	1964-65
Chastain, Jason	2000
Christianson, Chad	2000
Christopher, Sonny	1985-88
Cichra, Rob	2002-03
Clabough, K.C.	2008-09
Clifford, Pete	2004-07
Coarsey, Jim	1957
Coehones, Nick	1979-82
Coleman, Tom	1979
Collins, Cody	2000
Collins, Steve	1960
Connelly, Chris	2008-11
Conway, Mike	1971-72
Conyers, Grant	1999-2000
Cooney, Kyle	1992
Copeland, Ron	1976-78
Cordi, Joe	1971
Corell, Jim	1957-58
Cost, Tim	1978-81
Cotter, Frank (F.J.)	1995-96
Coughlin, Kevin	1976-79
Courson, Ryan	2000-03
Couture, Keith	1994
Covello, Jerry	1973-75
Crabtree, Kevin	1985-86
Crawford, Brian	1976-77
Crock, Todd	1990

Cromwell, Tex	1978-79
Crosby, Stan	1957
Crook, Bill	1958



LUIS (IVAN) CRUZ

Cruz, Luis (Ivan)	1987-89
Cuchetti, Tony	1997-98
Curcio, Denis	1995

-D-

Dahnke, Roger	1957-59
Dally, Dave	1993-94
Daly, Juan	1992
Daniels, Joe	1972
Daughton, Bob	1962
Davis, Hunter	2005
Davis, Matt	2005-08
Daws, Josh	2000-01
DeBlase, Gary	1962
Deel, Josh	2002-05
DellaCrosse, Ryan	1995-98
DelSardo, Joe	1976-78
DeMare, Sal	1977-80
DeMarse, Bill	1966-67
DePiano, Jeff	1982-83
DeSilva, Vinny	1992-95
Devine, Ed	1976-78
DeVries, Kyle	2003-06
Dhionis, Chris	1978, 1980-81
Christ, Mike	1989-90
Diaz, Fernando	2002-03
Diaz, Orlando	2003-04
Diddell, Shannon	1994-95
Diggs, Ryan	1995-98
DiNucci, Stephen	1973-75
DiRenzo, Mike	1986-87
Dobbins, Matt	2005-08
Dodig, John	1981
Donahue, Tom	1985-87
Doney, David	1986-87
Donovan, Steven	1975-77
Dowdy, Glenn	1979-80
Duda, Lenny	1970-71, 1975
Dunlap, Garrett	2006-09
Dunlap, Shawn	1986

-E-

Eagerton, Steve	2008
Ebanks, Palmer	1998-99
Elder, Chad	1991-92
Ennis, Alan	1983-84
Escala, Andy	1991-94
Evans, Brian	1988
Ezzell, Guy	1968-72

-F-

Fannon, Dick	1958
Fannon, Kevin	1964
Farrar, Mike	1981-82
Farinella, Pat	1982
Federici, Nick	1961
Ferguson, Chris	1994-95
Ferlin, Mark	1985-86
Ferreira, Kevin	2006-08
Ferrell, Brian	2005
Fish, Larry	1970
Fleming, Kyle	2008-09
Flor, Will	2011
Foderaro, Kerry	1978-79
Footo, Ryan	1998-00
Forman, Vic	1977
Forrest, Chip	1983-84
Foulks, Stu	1982
Fowler, Doug	2005
Fraim, Brian Lee	1973, 1975
Francisco, Rene	1989
Frank, Matt	2011
Fraser, Jarvis	1999-02
Freeman, Pete	1990
Frontz, Neal	2005
Frye, Mike	1970

-G-

Gaedele, Bob	1978-79
Gaine, Matt	2010
Galambos, Ed	1980
Galui, Jon	2002-05
Gambale, Patrick	1998-99
Gann, Gary	1968-69
Gardner, Greg	1990
Gardner, Matt	2007
Gardner, Rich	1979
Garland, Jim	1972-74
Garner, Jim	1963
Gay, Paul	1989-90
Gettler, Chris	1987
Giannone, Walt	1978
Giapponi, Rob	1976
Gibbs, Connie	1962
Gillan, Jeremy	2008-09
Gill, Ray	1980
Gillis, Chuck	1985-86
Gilroy, Brian	2007-11
Giroux, Steve	1990
Gleason, Patrick	2004-05
Glynn, Bob	1976-77
Godfrey, Rob	1985-86
Godman, Bob	1968
Gonzalez, Ricky	1990-92
Goodfarb, Scott	1976
Green, Sean	2008
Green, Virgil	1958
Greene, Ernie	1970
Greenstein, Larry	1976-79
Gregor, Todd	1994-96
Grodzicki, Ray	1958
Grimes, Derik	2008-09
Gronkowski, Gordie	2003-06
Grymes, Warren (Duffy)	1995-98
Guerra, Mark	1994
Gulbransen, Dan	2010
Gunnells, Dave	1957
Gustin, Dave	1962
Gwynes, Johnny	1972-75

-H-

Hagan, Danny	1992
Halpern, Dan	1990-93

Hamberg, Michael	1977, 79-80
Hamilton, Jason	1993-96
Hamilton, Harley	1970-75
Hamilton, Z.B.	1988-89
Haniff, Zach	2004-05
Hannon, John	1975
Hanselman, Carl	1970
Hardesty, Robert E.	1968-71
Harrison, Robert	1974-76
Hart, Clint	2003-04
Hart, Jim	1966-69
Harth, Bill	1964
Hartley, Gary	1963
Haskew, Rick	1969-70, 73-74
Hauseman, Chad	1999-03
Hauseman, Ryan	1996
Hawkins, Danny	1967-68
Hawkins, Jamaal	2008-10
Hayes, Chris	1992-95
Hayes, Stuart	1974
Haynes, Brian	1980-81
Healy, Jim	1980
Heberle, Dick	1960
Hegeman, Joel	1996-99
Heise, Larry	1980-83
Hendry, Mark	1989
Hennessy, Bill	1985
Hernandez, Gabe	1986-89
Hertel, Stefan	2006-07
Hitchens, Tom	1993-94
Hitt, Mike	1997
Holeman, Dave	1973-75
Holin, Andy	1991-94
Holman, Mike	1989-90
Holmes, Gary H.	1958
Hooper, Jason	2007
Hooten, Tyler	2011
Hoover, Brook	2000-01
Hopkins, Bob	1978
Horgen, David	1986
Houck, Zac	2011
Howard, Johnny	1997-98
Howick, Jimmy	2009-11
Hudgins, Bill	1967-68
Hudson, Rob	2001-04
Hunton, Brett	1999
Hurrell, Josh	1996-00
Hurst, Jason	2001-02

-I-

Insel, George	1985, 1987
---------------	------------

-J-

Jackson, Larry	1980-82
Jackson, Rod	1958-61
Jackson, William	1958-61
Jager, Joel	1963, 1965
Jagoda, Tom	1980
Jahns, Dave	1971
Jakiela, David	1998-02
James, Logan	2004-07
James, Mike	1987-88
Jamieson, Alex	2002-05
Jarvis, Jerry	1979
Jensen, Dennis	1963-65
Jernigan, Rob	1991
Johnson, Adam	1996-99
Johnson, Dale	1998-01
Johnson, Dave	1993-94
Johnson, Glen	2008-10
Johnson, Glenville	1982
Johnson, Josh	1999-02

Johnson, Scott	1984-85
Jones, Barry	1980
Jones, Jonathan	2010
Jones, Randy	1988
Justi, Dave	1981-84

-K-

Kaercher, D.J.	2002-05
Kaminski, Chris	2009-11
Kaplan, Al	1981-84
Kapp, Neal	1965-68
Kapples, Shaun	2004-05
Karras, Phil	1966-67
Katronis, John	1973
Katz, Richard	1971-75
Kavanaugh, Tom	1970
Keller, Brett	1994
Kelley, Rich	1991
Kelly, Chris	2002-04
Kelly, Shaun	1973
Kelly, Stewart	2007-08
Kennedy, Jeff	1984-86
Kennedy, Sean	2010
Kerr, Ben	2006-07
Khoury, Josh	1999-01
Kickham, Billy	1999-01
Kidd, Kerry	1970
Killingsworth, Brian	1996-98
King, Jim	1964
King, Snooky	1957-59
Kirk, Chuck	1989-90
Kivel, Barry	1970
Klien, Jeff	2008
Kline, Phil	1970
Knobloch, Mike	1993-94
Knott, Bill	1964
Knowles, Lee	1958
Koch, Bob	1961
Kociolek, Jon	1977-80
Kockenmeister, Ted	1982
Kollenbaum, Clay	2009
Kopp, Bob	1974
Korenkiewicz, Rich	1984-86
Kozlowski, Ron	1986-87
Kramer, Ryan	2006
Kriech, Kyle	2009-10
Krupa, Rich	1978
Krysty, Mike	1970
Kuiper, Ken	1976-78
Kulina, Kelly	1982-83
Kulina, Kenny	1988-89

-L-

Lanier, Don	1958
Lauer, Kevin	1994-95
Laughter, Andrew	2004-05
Laval, Ray	1975-77
Layton, Blane	1997-98
Leake, Darrell	1957
Ledinsky, Mark	1991
Lee, Jack	1959
Lee, Tommy	1961
Lehane, Kevin	2008
Leon, Louis	1993-94
LePage, Thomas	2004-07
Lewis, Jesse	1976-79
Litz, Rory	1975-76
Livingston, Bert H.	1972-75
Locklear, John	2005
Long, Patrick	2011
Loosen, Matt	2008-10
Lopez, Matt	2004-08

Lotzia, Van	1959
Lovett, Tommy	1989-90
Luckett, Joe	1961
Lynch, Jim	1960

-M-

Maier, Dan	2005-09
Maisch, Bob	1978-80
Maler, Steve	1978-81
Malz, Nick	1980
Mangham, Earl	1970
Mangham, Travis	1966
Mann, Pete	1973-74
Mansfield, Bill	1968-69
Marabell, Luke	1994-95
Marabell, Scott	1985-86
Maraglino, John	1994
Marecki, Stan	1969-70
Marini, Marc	1989-91
Marrillia, Brian	1992-95
Martello, Frank	1984-87
Martin, Al	1957
Martin, Joe	1981-82
Martinez, Alex	2006-10
Matchett, David	1980-81
Mathers, Brandt	1994-95
Mathews, Bob	1960
Matsko, Ralph	1983-84
Mathews, Charles	1964-66
Mauldin, Chris	1978-79
Mauney, Ralph	1962
Maxon, Adam	2011
Maxwell, Frank	1959
McArdle, Ryan	2007
McCall, Charlie	1968
McCallister, Mike	2006-07
McGee, Tony	1988-89
McGrane, Dan	1993-95
McHugh, Sean	2004-05
McKenna, Tim	1994-95
McKinney, Jim	1995-96
McLanahan, Ed	1972-74
McMillan, Donald (Tom)	1963-64
McMillan, Tom	1970-73
McNenamy, Bill	1965-66
Mee, Russell	1961
Meeke, Ryan	1998-99
Mehlich, Rich	1967-68
Mendes, Gene	1969-70
Menendez, Juan	2002
Menendez, Rufino	1967-69
Merritt, Duane	1967
Meucci, Steve	1984-85
Meucci, Tom	1984-85
Miles, Bob	1961-62
Millite, Dennis	1991-92
Miller, Bill	1975-76
Miller, Matt	1986-87
Miller, Murray	1964
Mischel, Trip	1982-83
Mitchell, Jim	1963
Mitchell, John	1970
Mizerany, Sam	1981-82
Moats, Steve	1967-68
Mocchia, Earl	1960
Mollica, Tony	2011
Monagle, Colin	2011
Moraski, Jim	1960
Moraski, John	1965-66
Moravick, Steve	1980
Moreland, Steve	1972
Morelli, Leonard	1981
Morris, Jack	1973-74

Mosco, Joe	1964-66
Mosley, Mike	1982-83
Moye, Chris	2011
Murdock, James	2002-06
Murphy, Daniel	2004-06
Murphy, Jonathan	2009
Myers, Thomas	2008-09

-N-


Nagy, Brett	2003-05
Nally, Mike	1971-72
Nava, Bob	1982-83
Nelson, Brent	1982-85
Neo, Ed	1992-93
Newman, Tony	1984-85
Nichols, Josh	2000
Nichols, Steve	1971-72
Nidds, Ed	1980-81
Norvelle, Terry	1987-88
Nover, Phil	2000-02
Nunnari, Talmadge	1996-97

-O-

Ochigrossi, Griff	2004
Oliva, Chad	1999-2002
Olivere, Rich	1982
O'Malley, Patrick	1974-75
Omelenchuck, John	1978-81
Opachich, Chuck	2007-10
Osbeck, Zach	1993-97
Osting, Paul	1994-95

-P-

Pace, Frank	1970-72
-------------	---------



JUAN PADILLA

Padilla, Juan	1997-98
Palermo, Pete	1984-85
Parkinson, Lee	1978-79
Parrish, Jim	1983-84
Parton, Steve	1978-80
Patrick, Chris	2010
Parvey, Aaron	2004-06
Passalacqua, J.	1974
Pate, Mike	1983-84
Patterson, Steve	2001
Payne, Jason	1990-91
Pederson, Kris	1992-93
Pehrson, Preston	2004-05
Peliksza, Kenneth	1970-73
Pellegrinelli, Peter	1977-80
Pennella, Pete	1994
Pepper, Billy	1961-62
Perotti, Carmen	1979
Perozo, Esterlin	2009-11
Perry, Floyd	1966

Perry, Paul	1981-83
Peterson, Gary	1991-93
Peterson, Rick	1975-76
Petrillo, Michael	1975-77
Petrosky, Ed	1965-67
Philhower, Darrell	1980-81
Pierce, Jerry	1963
Pierce, Kentrail	2010
Piernick, Mike	2005-06
Pikula, Stewart	1970-73
Pizzuti, Richard	1978-82
Pollachick, Steve	1965
Poore, Greg	1980-82
Porter, Scott	1996-99
Posey, Greg	1973-74
Potucek, Jimmy	2006-07
Prescott, Chris	1998-99
Prudente, Joe	1990-91
Pruett, Jim	1984-85
Pucinni, Matt	1980
Pustay, Mike	1976-79

-Q-

Quintana, Ben	1992-94
---------------	---------

-R-

Rademaker, Jarrett	1998
Rambo, Bill	1962-63
Ramsey, Doug	1992-94
Rankin, Bob	1965-66
Rapoza, Adam	2007-08
Ratliff, Taylor	2011
Rausch, Al	1976-77
Ray, Dennis	1997-98
Ray, James	1999
Reeves, Chris	2000
Regas, Kris	2001-02



NICK REGILIO

Regilio, Nick	1998-99
Register, Vernon	1961-63
Reichow, Gary	1957-60
Reier, Chris	2000-02
Reis, Tom	1980
Repper, Billy	1960-62
Rhodes, Wayne	1957
Rider, Jim	1977-78
Riley, Randy	1983-84
Rivera, Jesus	1988-89
Rivera, Raul	1990
Roarke, Tom	1980-82
Robbins, Mike	1979
Roberts, Danny	1976
Roberts, Jerry	1969-70
Robertson, Micah	1977-78
Robinson, Dennis	2003-04
Robinson, Jeff	1970-71

Rodgers, Jamie	1998-01
Rodish, Bill	1980
Rodriguez, Jose	1986-89
Roey, Howard	1958-61
Roey, Lou	1958
Rofofsky, Scott	1980-81
Rone, Chuck	1984-85
Roney, Chad	1995-96
Rollero, Joe	1980
Roque, Ashley	2004-05
Roy, Chris	1983-84
Runge, Paul	1977-79
Rusler, Chris	2007
Russell, Sam	1972-74
Ryals, Jason	1999-02
Ryan, Joe	2011

-S-

Saelig, Reggie	1971
Sahn, Darryl	1972-74
Samples, Joe	1995-98
Sanders, Rick	1968-69
Sandquist, Bob	1965
Santorio, Gary	1992-93
Sarner, Wally	1964
Scarboro, Wade	1981-82
Scarongello, Don	1972-75
Schaefer, Dick	1967, 1969-70
Schaefer, Tim	1978
Scheer, Greg	1993-95
Scheetz, Rick	1978-81
Schifano, Duane	1978-79
Schina, Dom	1979-80
Schlee, Billy	2008-09
Schlegel, Bill	1968
Schlegel, Joe	1965-68
Schlicher, Rob	1983-85, 1987
Schnabel, Brock	2005
Seaman, Mark	1984
Semanchick, Gary L.	1969-71
Semper, Earl	1984, 1986
Shannon, Rick	1970-73
Shanteau, Doug	1984-85
Shapiro, Joel	1986-89
Shave, Ben	1964
Shaw, Keith	1980
Shaw, Rick	1976-78
Shaw, Rusty	1980
Shea, Bobby	1965
Shippee, Sam	1998-00
Shumaker, Carl	1971
Shumaker, Casey	2000-01
Simmons, Brad	2006-09
Simons, Thomas	1974-76
Simpkins, David	2002
Sinclair, Richard	1957
Sitkins, Patrick	2001-04
Skarbek, Adam	1997
Skrimetta, Matt	1993
Slater, Dan	1993-94
Slater, Gregg	1982-83
Slover, Bob	1981-84
Smedley, Steve	1988-89
Smiers, Carl	1964
Smith, Ron	1959
Smith, Tom	1980
Snodgrass, Greg	1972
Soares, Tom	1979-80
Sordo, Eddie	1995-96
Sottile, Phil	1987-88
Speed, Ernie	1972-75
Spence, Greg	1987-88

Starkey, Jim	1997
Stanford, Don	1986-87
Stanley, Broward	1987-88
Stein, Howard	1990-92
Steinbauer, Jim	1981-82
Stenberg, Kristian	2000-01
Stephens, Scott	1996-97
Steward, Joe	2003-04
Storey, Fred	1986-87
Stotka, Mike	1982-83
Stovall, Gary	1975
Strickland, Roger	1961-63
Strickland, Wayne	1968
Stricklen, Darren	1982-83
Stringer, Mitch	1989
Strocker, Jim	1975
Stubbs, Shawn	1987-88
Subik, Tim	1985-86
Sundquist, Bob	1964-65
Suriano, Don	1974-76
Sutton, Bob	1967-68
Swenson, Alex	2007-11

-T-

Tanner, Brad	1975-76
Tanner, Charles	1964
Tanner, Mark	1970
Tanner, Wally	1961-63
Taylor, Wade	1994, 1996-97
Teifer, Mike	1977-78, 1980
Testa, Mike	1970
Tiner, John	2004-07
Thole, Bob	1970-72
Thomas, Cedrick	1992-93
Thomas, John	1997
Thomas, Mike	1972
Thompson, Barry	1985, 1987
Thompson, Marcus	1985-86
Tomshaw, Matthew	2008-11
Tongue, Scott	1993
Topolka, David	1991-92
Torelli, Jim	1972
Tosh, Jim	1990-92
Towers, Ric	1992
Travis, Bob	1976-77
Treadwell, Jody	1990
Truitt, George	1957-59
Truty, Darren	2001-03
Tufo, Darin	1991-92
Turgeon, Joe	1976-77
Turner, Chris	2003
Tutas, Chris	1992
Tyson, Robert	1995-98

-U-

Ugrinich, David	1986
Umphenour, Rusty	1990
Umstatt, Roy	1961-63
Utsey, Ray	1958

-V-

Vanterpool, Lee	1966
Van Dyke, Rod	1989-91
Van Pelt, Brad	1993
Vasone, Dan	1973-75
Veleber, Troy	1999-00
Vickers, Don	2006-07
Viscardo, Bill	1963-64
Vogel, Ray	1960-61
Vollstedt, John	1996-00

Von Achen, John	1964-67
Vuz, John	1986-87

-W-

Waldin, Butch	1960
Walker, Adam Brett	2010
Walker, Lex	1992
Wallace, Dan	1972-75
Walsh, Jim	1978-81
Warder, Tom	1973-74
Weaver, Morris	1966-67
Weber, Bill	1971-72
Webster, Bob	1970
Wedner, Joey	2005-09
Weed, B.J.	2001-02
Weiland, Ben	1964-66
Welch, Craig	1965-66
Wendland, Kirk	1984
Westmoreland, Dan	1974-77
Whately, Randy	1960-61
White, Jim	1958
White, John	1996-97
Whitehouse, Tom	1961-63
Whitford, Eric	1987-91
Wiegand, Luke	2000-02
Wiegand, Matt	1994-97
Wiggins, Dave	1969-70
Wildes, Tracy	1992
Wilkes, Brian	1994-96
Williams, Bryan	1999-02
Williams, Galen	1990-93
Williams, Ron	1960
Williams, Wayne	1959-60
Willis, Doug	1980-81
Wilson, Joe	1962-63
Winn, Beau	1974-75
Winn, Jim	1961-63
Witkowski, Glenn	2007-10
Witten, Ed	1963-65
Wolfe, Danny	1983-84
Wood, Eric	1992-96
Worster, Andy	1996-98
Worthley, Dave	1989
Wotring, Rick	1964
Wylie, John	1990-91

-Y-

Yarborough, Bill	1957
Yates, David	2006-08
Yelverton, Norman	1985
Yopp, Robert	1973
Young, Justin	2004-07

-Z-

Zell, Mike	1983
------------	------

BOLD indicates returning players



GUS BELL
1967-70

Bell was the second All-America selection in school history in 1968 and later became JU's first multi-All-America honoree in 1970. Led the 1968 squad to the program's first college division NCAA regional appearance as a sophomore. Currently ranks sixth in JU history with 70 career stolen bases. Inducted in 2011.



JACK LAMABE
Head Coach, 1974-78

Lamabe won 158 contests in five years as head coach, ranking fourth all-time. Also led the 1976 squad to a program-record 45 wins, the program's highest national ranking (No. 7) and was one win away from College World Series. Earned JU's first-ever NCAA post season victory at South Regional in 1976. Inducted in 2011.



TOM BRADLEY
Head Coach, 1979-90

The second winningest coach in JU history, Bradley compiled a career record of 432-291-2, and is second in school history with a .597 winning percentage. Guided the team to three 40-win seasons and led JU to 30 or more wins in each of his final nine years. Inducted in 1996.



GENE MENDES
1969-70

In only two years, Mendes threw 18 complete games and won 20 games for a .769 all-time win percentage. He tossed the second no-hitter in Dolphin history (Atlanta Baptist - 5/1/70) and still holds JU career records in ERA and shutouts (8). He recorded a school-record five shutouts with a 0.72 ERA in 1969. Inducted in 1998.



ERNIE CARR
1985-88

Carr earned All-America honors as a senior in 1988, when he hit .440 and led the nation with 32 doubles, which were JU single-season records. In four years, Carr set two single-season and seven career records, despite missing half of his junior year with a broken leg. Inducted in 1994.




TOM MCMILLAN
1970-73

One of two baseball inductees in the inaugural Hall of Fame in 1993, McMillan was named *The Sporting News* All-America and American Baseball Coaches Association Second Team in 1973. McMillan is ranked in the top-10 of six offensive categories at JU, including a school-record 141 steals. Inducted in 1993.



GUY EZZELL
1969-72

Ezzell ranks among the top 10 in career home runs, RBI and total bases. In three years on the hill, Ezzell was 10-0 with a 2.90 ERA. As a senior, he led the squad with 12 home runs and 46 RBI, while also going 6-0 in nine games to lead JU to the 1972 District 3 Tournament in Gastonia, N.C. Inducted in 1996.



CHAD OLIVA
1999-02

The all-time leader in career games played, second all-time in career at bats and hits, third all-time in career runs and is tied for second all-time in career doubles. Oliva is also the all-time leader in career home runs, RBI and walks and is second all-time with 474 total bases. Inducted in 2007.



BILL JACKSON
1958-61

A three-year letterwinner in baseball and soccer, Jackson helped establish both programs. As a pitcher, Jackson ranks sixth in ERA (2.67) and is fourth in complete games (19) to go along with his tie for second with four shutouts. In soccer, he was equally dominant at the right fullback position. Inducted in 2009.



RICK SHANNON
1970-73

Shannon, a two-sport star, hit .372 with eight home runs, 74 hits and 56 runs as JU made its second NCAA postseason appearance (1972). He returned for his senior season to lead JU with 64 hits. One of the greatest soccer players in school history, he holds career records in goals (66) and points (154). Inducted in 1995.



RICH KATZ
1971-74

Katz ranks fifth on the career average list, while becoming the first player to lead JU in hitting in consecutive years (1973-74). He is tied for fourth in RBI, ranks sixth in hits and seventh in home runs and total bases. Katz was an All-America in 1973, when he hit .396 with eight home runs and 67 RBI. Inducted in 1995.



ROGER STRICKLAND
1961-63

JU's first All-America in 1963, Strickland was also a two-time Little All-America honoree in basketball. On the diamond, he was twice named to the All-Florida Intercollegiate Conference team, won league MVP honors as a senior and was named NAIA All-America in 1963. Also one of two original Inductees in 1993.

Saturday, June 1, 1963

Alexander Brest Field • Jacksonville, Fla.

Tom McMillan tossed JU's first no-hit game, a perfect game, in the second game of a doubleheader against Florida. McMillan only fell behind two hitters all game in blanking the Gators. It was the right-hander's third win of the season and also marked the last time Florida was no-hit.

Florida	0	0	0	0	0	0	0	-	0	0	1	McMillan	7	0	0	0	0	1
Jacksonville	0	1	0	0	0	0	x	-	1	7	0	Biggert	1	0	0	0	0	0
	IP	H	R	ER	BB	SO	IP	H	R	ER	BB	SO						
Anderson	6	7	1	1	2	4												
Biggert	1	0	0	0	0	0												

T - 1:35: A - 500



Photo Credit Photo by Matt Parker
JUNIOR HURLER CALM AFTER VICTORY
 ... First No-Hitter for Right-Hander

Perfect Game Is Tossed by Tom McMillan

Tom McMillan, a junior right-hander, made baseball history at Jacksonville University yesterday afternoon as he pitched a perfect game to beat the University of Florida, 1-0.

In an earlier game Florida was victorious, 2-0.

The crafty McMillan scored several runs for the Jacksonville University baseball team throughout the game for the Dolphins in their seven-year history, but also the first no-hitter, Coach Bob Daughlin said.

He added it is the first perfect game a pitcher of his has thrown, also, it also was McMillan's first no-hitter.

"He was behind only two hitters all day," Daughlin commented. "McMillan pitched the last batter of the game at 2-2, then made him pop up to the catcher after fouling off a

Cost No-Hits Akron As JU Takes a Pair

By GREG LARSON
 Times-Union Sports Writer
 Tim Cost, a freshman right-hander making his first appearance for Jacksonville University, pitched a no-hitter Friday as the Dolphins shut out the Akron University Zips 12-0 in the first game of a doubleheader Friday at Brest Field.

The Dolphins won the second game 11-6 over Ashland College as catcher Fran Chamberlain completed a perfect day at the plate getting eight hits in as many trips. Chamberlain knocked in three runs in the second game and Rick Shaw had a triple to spark a three-run burst that put the game away in the seventh.

Cost, a 5-foot-10, 167-pound right-hander from Camillus, N.Y., struck out three and used just 80 pitches. A leadoff walk in the fourth inning was the only blemish on Cost's worksheet and he retired the last 18 batters he faced.

"He just had good control," said JU Coach Jack Lamabe. "He stayed ahead of the hitters and that's what did it for him."

JU collected 16 hits and had a four-run outburst in the first inning and scored six more in the fourth.

Chamberlain stroked two doubles and two singles and drove in four runs. Shaw drove in four runs with a pair of singles.

"The big lead made it a lot easier," said Cost, who now has 10 no-hitters — seven in high school and two in Little League. "All I had to do was throw the ball in there. I knew I was working on a no-hitter all the time, nobody had to tell me."

JU baseball records are sketchy but according to Lamabe, it is the only no-hitter recorded by a JU pitcher in the last five years.

By his own estimate, Cost is JU's No. 8 pitcher.

"We have a strong staff," he said, "but I hope this moves me up a few spots."

Friday, May 1, 1970

Alexander Brest Field • Jacksonville, Fla.

JU's second no-hit game was recorded by left hander Gene Mendes in the first game of a doubleheader against Atlanta Baptist. Mendes overpowered the visitors, allowing only two runners to reach second base en route to his 12th win of the year. JU center-fielder Carl Shumaker's diving catch in the top of the seventh preserved the no-hitter.

Atlanta Baptist	0	0	0	0	0	0	0	-	0	0	1	Mendes	7	0	0	0	1	10
Jacksonville	1	3	3	0	2	0	x	-	9	8	3	Biggs	1	0	0	0	0	0
	IP	H	R	ER	BB	SO	IP	H	R	ER	BB	SO						
Foster	6	8	9	8	5	1												
Biggs	1	0	0	0	0	0												

Saturday, April 7, 1973

Alexander Brest Field • Jacksonville, Fla.

Ernie Speed hurled a no-hitter to collect his fifth win in six starts, in the first game of a doubleheader that was called due to rain. The lone Western Connecticut State run came on an error in the top of the fifth inning. Speed struck out 10 and walked just one.

W. Conn. St.	0	0	0	1	0	0	0	-	1	0	2	Speed	7	0	1	0	1	10
Jacksonville	0	0	1	0	1	4	x	-	6	3	1	Sillery	4	7	2	1	2	4
	IP	H	R	ER	BB	SO	IP	H	R	ER	BB	SO						
Sillery	4	7	2	1	2	4	Griffith	1	0	0	0	0	0					
Griffith	1	0	0	0	0	0	Solkas	2	2	4	3	3	0					
Solkas	2	2	4	3	3	0												

T - 2:00 A - 100

Sunday, May 7, 1989

The Diamond • Richmond, Va.

Kenny Kulina's no-hitter against Virginia Commonwealth clinched the Sun Belt Conference East Division for the Dolphins. The lefthander struck out 10, allowed just two runners as far as second base and yielded only two fly balls. It was his 10th win of the year.

Jacksonville	0	0	1	0	0	0	1	-	2	4	0	Helmick	6.1	4	2	1	4	3
VCU	0	0	0	0	0	0	0	-	0	0	0	Dipoto	0.2	0	0	0	1	0
	IP	H	R	ER	BB	SO	IP	H	R	ER	BB	SO						
Kulina	7	0	0	0	3	10												

T - 1:44 A - 235

Saturday, March 25, 1978

Alexander Brest Field • Jacksonville, Fla.


Tim Cost, a freshman making his first appearance for JU, hurled a no-hitter in the first game of a doubleheader against the Akron Zips. Cost struck out three and used just 89 pitches. A leadoff walk in the fourth inning was the only blemish on Cost's worksheet and he retired the last 18 batters he faced.

Akron	0	0	0	0	0	0	0	0	-	0	0	3	Cost	9.0	0	0	0	1	3	
Jacksonville	4	1	0	6	0	0	0	1	x	-	12	16	1	Ford	2.0	-	6	-	-	-
	IP	H	R	ER	BB	SO	IP	H	R	ER	BB	SO								
Saylor	3.0	-	5	-	-	-	Goddard	2.0	-	0	-	-	-							
Ford	2.0	-	6	-	-	-	Collins	1.0	-	1	-	-	-							
Goddard	2.0	-	0	-	-	-														
Collins	1.0	-	1	-	-	-														

* - complete boxscore not available



KENNY KULINA



GENE MENDES



ERNIE SPEED



GUS BELL

All-America Selections

- 1963 Roger Strickland
- 1968 Gus Bell
- 1970 Gus Bell
- 1973 Tom McMillan
- 1974 Rich Katz
- 1976 Dave Chappell
Rocky Rausch
- 1977 Rocky Rausch
- 1984 Mike Christ
- 1988 Ernie Carr
- 1994 Mark Guerra
- 1995 Chad Roney
- 1997 Talmadge Nunnari

ABCA All-America

- 1973 Tom McMillan (2nd Team)
- 2009 Jeremy Gillan (1st Team)
- 2011 Adam Brett Walker (2nd Team)

Baseball America All-America

- 1984 Mike Christ (3rd Team)
- 1988 Ernie Carr (2nd Team)
- 1994 Mark Guerra (2nd Team)
- 2011 Adam Brett Walker (2nd Team)

Collegiate Baseball All-America

- 1988 Ernie Carr
- 1997 Talmadge Nunnari
- 2001 Casey Shumaker



ROGER STRICKLAND

- 2011 Adam Brett Walker (2nd Team)

Collegiate Baseball Freshman All-America

- 2010 Dan Gulbransen
Adam Brett Walker
- 2011 Chris Anderson

Collegiate Baseball Player of the Week

- 1989 Kenny Kulina (May 8)
- 2000 Marcus Bell (March 4)

collegebaseballinsider.com All-America

- 2003 Chad Hauseman
- 2011 Adam Brett Walker (2nd Team)

College Baseball Foundation All-America

- 2006 Matt Dobbins

Louisville Slugger All-America

- 2006 Matt Dobbins
- 2007 Pete Clifford
- 2011 Adam Brett Walker (2nd Team)

Louisville Slugger Freshman All-America

- 2003 Gordie Gronkowski
- 2010 Dan Gulbransen
Adam Brett Walker

NCBWA All-America

- 1988 Ernie Carr
- 1994 Mark Guerra (3rd Team)
- 1995 Chad Roney (2nd Team)
- 1997 Talmadge Nunnari (2nd Team)
- 2001 Casey Shumaker (1st Team)
- 2011 Adam Brett Walker (2nd Team)

NCBWA Freshman All-America

- 2010 Dan Gulbransen
Adam Brett Walker
- 2011 Chris Anderson
Taylor Ratliff

NCBWA District "Player of the Year"

- 2011 Adam Brett Walker (III)

Sporting News All-America

- 1973 Tom McMillan

Perfect Game All-America

- 2011 Adam Brett Walker (1st Team)

Ping!Baseball All-America

- 2007 Pete Clifford
- 2009 Jeremy Gillan
- 2010 Dan Gulbransen (2nd Team)
Adam Brett Walker (2nd Team)

Ping!Baseball Freshman All-America

- 2007 Chuck Opachich
- 2010 Dan Gulbransen

- Adam Brett Walker

ACBA All-Region

- 1994 Mark Guerra (Atlantic)
- 1997 Talmadge Nunnari (S. Central)
- 2006 Matt Dobbins (Atlantic)
- 2007 Pete Clifford (Atlantic)
- 2011 Adam Brett Walker (South)
Dan Gulbransen (South)

NCAA All-Regional Selection

- 1989 Paul Gay (South, OF)
- 1991 Marc Marini (East, OF)
- 1994 Chris Hayes (Atlantic II, 3B)
Brandt Mathers (Atlantic II, 2B)
- 1999 Chad Oliva (Tallahassee, C)
Kirk Asche (Tallahassee, OF)
- 2001 Billy Kickham (Tallahassee, 3B)
- 2006 Thomas LePage (Athens, 3B)
- 2009 Jeremy Gillan (Gainesville, C)
Kyle Fleming (Gainesville, OF)

All-Southeast District

- 1969 Gene Mendes (3rd Team)

All-Florida Intercollegiate Conference

- 1962 Roger Strickland
- 1963 Roger Strickland (MVP)
Billy Rambo

Atlantic Sun Conference

Player of the Year

- 2003 Chad Hauseman
- 2006 Daniel Murphy
- 2007 Pete Clifford
- 2011 Adam Brett Walker

Atlantic Sun Conference

Pitcher of the Year

- 2006 Matt Dobbins

Atlantic Sun Conference

Freshman of the Year

- 2003 Gordie Gronkowski
- 2010 Dan Gulbransen

Atlantic Sun Conference

Coach of the Year

- 2006 Terry Alexander

Atlantic Sun Conference

Tournament MVP

- 2003 Gordie Gronkowski
- 2007 Pete Clifford
- 2009 Alex Martinez

Atlantic Sun All-Conference


- 1999 Nick Regilio (2nd Team)
Scott Porter (2nd Team)
Dale Johnson (2nd Team)



MIKE CHRIST



CHAD HAUSEMAN



CHRIS HAYES



TERRY NORVELLE



ROCKY RAUSCH



HOWARD STEIN



JODY TREADWELL



JOHN VUZ



ERIC WHITFORD



ERIC WOOD

Kirk Asche (2nd Team)
Grant Conyers (3rd Team)
John Vollstedt (3rd Team)

- 2000 Chad Oliva (1st Team)
Troy Veleber (1st Team)
John Vollstedt (2nd Team)
Jami Rodgers (2nd Team)
- 2001 Chad Oliva (1st Team)
Casey Shumaker (1st Team)
Scott Biernacki (1st Team)
Phil Nover (2nd Team)
- 2002 Darren Truty (2nd Team)
- 2003 Chad Hauseman (1st Team)
- 2004 Dennis Robinson (1st Team)
Orlando Diaz (1st Team)
Donald Brickle (1st Team)
- 2005 Kyle DeVries (2nd Team)
- 2006 Matt Dobbins (1st Team)
Daniel Murphy (1st Team)
Pete Clifford (1st Team)
- 2007 Pete Clifford (1st Team)
Matt Gardner (2nd Team)
- 2008 Jeremy Gillan (2nd Team)
- 2009 Jeremy Gillan (1st Team)
Chuck Opachich (1st Team)
Matt Loosen (2nd Team)
Chris Kaminski (2nd Team)
- 2010 Dan Gulbransen (1st Team)
Adam Brett Walker (2nd Team)
Jamaal Hawkins (2nd Team)
Chris Kaminski (2nd Team)
Matthew Tomshaw (2nd Team)
- 2011 Dan Gulbransen (1st Team)
Adam Brett Walker (1st Team)
Chris Anderson (2nd Team)
Steve Eagerton (2nd Team)
Jimmy Howick (2nd Team)

Atlantic Sun Conference

All-Freshman Team

- 2003 Donald Brickle
Gordie Gronkowski
- 2004 Pete Clifford
- 2005 Matt Lopez
Brock Schnabel
- 2006 Anthony Bernazard
Brad Simmons
- 2007 Chuck Opachich
- 2008 Matt Loosen
- 2009 Jonathan Murphy
- 2010 Dan Gulbransen
Adam Brett Walker
- 2011 Chris Anderson
Tony Mollica
Taylor Ratliff

Atlantic Sun Conference

All-Tournament Team

- 1999 Kirk Asche (OF)

- Josh Hurrell (OF)
Chad Oliva (C)
James Ray (P)
Jami Rodgers (1B)
- 2001 Chad Oliva (C)
B.J. Weed (IF)
Chris Reier (OF)
Phil Nover (OF)
- 2002 Phil Nover (OF)
- 2003 Gordie Gronkowski (1B)
Clint Hart (OF)
Chad Hauseman (DH)
Chris Kelly (OF)
Dennis Robinson (P)
- 2006 Mike McCallister (OF)
- 2007 Carson Andrew (P)
Pete Clifford (OF)
Matt Davis (P)
Ryan McArdle (1B)
Mike McCallister (OF)
Chuck Opachich (IF)
- 2009 Billy Schlee (P)
Jeremy Gillan (C)
Alex Martinez (IF)
Chuck Opachich (IF)
Kyle Fleming (OF)
Thomas Myers (OF)
- 2010 Jamaal Hawkins (SS)
- 2011 Matthew Tomshaw (P)
Adam Brett Walker (1B)

Sun Belt Conference

Coach of the Year

- 1991 Terry Alexander
- 1995 Terry Alexander

Sun Belt Conference

Player of the Year

- 1988 Ernie Carr
- 1994 Mark Guerra
- 1997 Talmadge Nunnari

Sun Belt Conference

Tournament MVP

- 1989 Rene Francisco

Sun Belt Conference

Rookie of the Year

- 1988 Brian Evans
- 1990 Jody Treadwell (co-selection)

Sun Belt All-Conference

- 1980 Rick Scheetz
- 1981 Ralph Albano
Rich Scheetz
- 1982 Jeff DePiano
Stu Foulks
Wade Scarboro
Rusty Shaw
- 1983 Jeff DePiano
Randy Riley

- 1984 Mike Christ
Jeff Kennedy
Randy Riley
Bob Slover
- 1985 Tom Meucci
Pete Palermo
- 1986 Jeff Kennedy
Scott Marabell
- 1987 Ernie Carr
Terry Norvelle
John Vuz
- 1988 Bobby Andrews
Ernie Carr
Brian Evans
- 1989 Paul Gay
Mike Holman (2nd Team)
Kenny Kulina
Tony McGee (2nd Team)
Joel Shapiro (2nd Team)
- 1990 Paul Gay (2nd Team)
Marc Marini
Eric Whitford (2nd Team)
Jody Treadwell (2nd Team)
- 1991 Dan Halpern (2nd Team)
Marc Marini
Eric Whitford (2nd Team)
John Wylie
- 1992 Howard Stein
- 1993 Sam Arguto
Gary Peterson (2nd Team)
- 1994 Andy Escala
Mark Guerra
Chris Hayes
- 1995 Chris Hayes (2nd Team)
Chad Roney
Greg Scheer
Eric Wood (2nd Team)
- 1996 Talmadge Nunnari (2nd Team)
- 1997 Ryan Diggs (2nd Team)
Blane Layton (2nd Team)
Talmadge Nunnari

JU: 'Call Your Ma from Omaha'

By GREG LARSON
Times-Union Sports Writer

TALLAHASSEE — Slogans have always been a part of American society, and baseball teams, like political campaigns, have had more than their share.

With the Boston Red Sox, it was "Dream The Impossible Dream."

With the New York Mets, it was "You Gotta Believe."

With the Philadelphia Phillies, it was "Yea We Can."

With the Chicago White Sox, it was "Go Go Go."

Jacksonville University, rebounding into the NCAA Regional playoffs after two sub-.500 seasons, has also come up with a slogan.

JU players are shaking their fists at each other and saying, "Call Your Ma From Omaha."

OMAHA, NEB., IS where the College World Series is held each year. The winners of the eight NCAA regional playoffs, including the South Regional which begins today at Florida State's Seminole Field, will comprise the field.

But calling their mothers from Omaha won't be as easy for the JU players as picking up the telephone and dialing

long distance. They'll have to beat Florida State, Southeastern Conference champion Auburn and Ohio Valley Conference champion Middle Tennessee to earn the trip to Omaha.

JU, 43-12, plays Florida State, 39-14, at 8 p.m. while Auburn, 33-17, and Middle Tennessee, 35-15, open the three-day double elimination tournament at 4 p.m.

Florida State, second-ranked nationally most of the season by Collegiate Baseball magazine, merits the favorite's role. The Seminoles won three of four regular season games from JU.

"SURE FSU IS THE favorite," said JU Coach Jack Lamabe. "They have the home field advantage and they have a real good ballclub. But we don't mind playing them in the first game. It's going to be a real interesting game."

Both FSU and JU will start four players with .300 or better batting averages and the Seminoles hit .307 as a team while the Dolphins compiled a .294 team average.

"Records, ranking and average don't mean much right now," said FSU Coach Woody Woodward. "The team that goes to the College World Series will be the team which

gets the job done this weekend."

IT WAS QUESTIONABLE early this week if the top hitters for JU and FSU would be available. FSU's Terry Kennedy (.375 with 19 home runs and 60 RBI) was suffering from strep throat and JU's Dave Chappell (.391) had a virus infection. Both players have recovered and will play tonight.

Auburn broke an also-ran habit and defeated Kentucky for the SEC title this year behind a strong three-man pitching rotation of Joe Beckwith (8-3), Robert Hudson (9-4) and Terry Leach (7-4). Middle Tennessee had its best season since being elevated to Division I status six years ago.

Today's losers will meet at noon Saturday with the loser of that game being eliminated. Today's winners will play in Saturday's 4 p.m. game and the loser of that contest plays the noon winner at 8 p.m. in a battle to stay alive.

The final is scheduled at 1:30 p.m. Sunday with a second game, if necessary, set for 30 minutes after completion of the first game. All games, with the exception of today's 4 p.m. contest, will be broadcast in Jacksonville on WMBR (600.)

1976 NCAA SOUTH REGIONAL

TALLAHASSEE, FLA. ♦ MAY 21-25

Florida State - 6, Jacksonville - 1

Terry Kennedy's three-run homer in the first inning set the tone as JU opened the Regional in front of a then-record crowd of 3,616. Ray Laval collected two of JU's three hits in the contest.

JU	0	0	0	0	0	0	0	0	1	-	1	3	1
FSU	3	0	0	1	0	1	2	0	x	-	6	5	1

JU-Braithwaite, Pustay (7) and Simmons.
FSU-Jones, Carey (9) and McGlone.
WP: Jones (8-3). LP: Braithwaite (6-4).
HR: Kennedy (FS) 2. 2B: Rausch (JU).

Jacksonville - 8, Middle Tennessee State - 5

The Dolphins avoided elimination by scoring six times in the sixth inning to overcome a four-run deficit. JU began the comeback after a 90-minute rain delay brought a halt to MTSU's momentum. Danny Westmoreland earned the win with four shutout innings of relief.

MTSU	0	0	4	0	0	1	0	0	0	-	5	6	3
JU	0	0	0	1	0	6	1	0	x	-	8	13	0

MTSU-Ploucher, Neal(6), Smith(6) and Cheshire.
JU-Tanner, Westmoreland(6) and Laval.
WP: Westmoreland (6-0). LP: Neal.
HR: Peters (MTSU). 3B: Rausch (JU), Buscher (JU).
2B: Bowerman (JU), Laval (JU), Donovan (JU).

Jacksonville - 9, Florida State - 7

JU scored five times in the final two innings for a come-from-behind victory that eliminated the Seminoles. Dave Chappell's two-run double tied the game in the eighth and Rocky Rausch scored the game-winning run on an errant throw in the top of the ninth.

JU	2	1	0	0	1	0	0	3	2	-	9	14	0
FSU	2	3	1	0	1	0	0	0	0	-	7	9	2

JU-Kuiper, Pustay (2) and Simmons.
FSU-Eaton, Smith (8) and McGlone.
WP: Pustay (6-1). LP: Smith (6-2).
HR: Bonilla (FS) 2, Hardy (FS). 2B: Rausch (J) 2, Buscher (J), Chappell (J), McArdle (FS), Hardy (FS).

Auburn - 7, Jacksonville - 5

Auburn scored all seven of its runs in the first two innings and held off a comeback attempt by the Dolphins to advance to the College World Series. JU loaded the bases in both the first and third innings, but only scored one run.

Auburn	2	5	0	0	0	0	0	0	0	-	7	10	3
JU	1	0	0	0	0	4	0	0	0	-	5	11	2

AU-Leach, Beckwith (6) and Morton.
JU-Peterson, Tanner (2), and Laval.
WP: Leach (8-4). LP: Peterson (6-5). Sv: Beckwith.
HR: Howard (A). 2B: M. Miller (JU) 2, Morton (A) 2, Howard (A), Cope (A).

JU's Keystone Combo Unlocked Playoff Door




By GREG LARSON
Times-Union Sports Writer.
Don Suriano and Rocky Rausch are Jacksonville University's keystone combination. They are also the Dolphins' "Odd Couple."
Suriano stands 5-foot-8, is from Ferdinand Beach and punches at the ball.
Rausch is 6-3, comes from upstate New York and takes a big swing at the ball.
But in the end, they achieved approximately the same results.
• Suriano hit .316 and Rausch hit .306.
• The Dolphins wound up with a berth in the South which has

Probable Lineups

FLORIDA STATE	C	JACKSONVILLE
Rick McInnes (.211)	1B	Tom Stamoso (.282)
Ben Curry (.302)	2B	Dave Chappell (.391)
Chip Bifano (.283)	3B	Don Suriano (.316)
Guillermo Bonilla (.342)	SS	Steve Donovan (.217)
Jeff Hardy (.207)	LF	Rocky Rausch (.356)
Jim McArdle (.289)	CF	Dave Bowerman (.282)
Carlos Izames (.280)	RF	Dee Wee Buscher (.282)
Terry Kennedy (.375)	DH	Bill Miller (.278)
Joe Hicks (.408)	P	Ray Laval (.231)
Larry Jones (.1-3, 2.80)		Tom Braithwaite (6-3, 2.29)

been wondering about ourselves," Suriano said. "But since we got that one victory, we know we can beat them."
"I've heard a lot of talk about us choking against FSU and being intimidated," Rausch said, "but I don't buy it. We've got a consistent club which can play with anybody."
Suriano and Rausch, who now share an apartment, both have a chance to be chosen in the June major league draft.
"Donald has guts and he hangs in there," Lamabe said. "A lot of scouts look at them and they don't see baserunner



Rocky Rausch


No. 5 Dolphins Win

Jacksonville University, ranked by the Collegiate Baseball newspaper as the No. 5 team in the nation, posted its 28th victory of the season Friday at Brest Field by outslugging visiting Wayne State, 11-9.



"Our bats keep getting stronger, I just hope we can keep it up. We'll need all the hitting we can get next week."

— JU Coach Jack Lamabe



Back (L to R): Dan Westmoreland, Ray "Smoke" Laval, Rocky Rausch, Steve Donovan. Front (L to R): Tommy Braithwaite, Dave Bowerman, Dave Chappell and Mike Petrillo.



In 1989, JU won the Sun Belt Conference championship and advanced to the NCAA South Regional after a 42-22 season.

1989 NCAA SOUTH REGIONAL

STARKVILLE, MISS. ♦ MAY 25-27

Jacksonville - 3, Indiana State - 2

JU won its first NCAA Regional after a 12-year hiatus. A one-out double in the bottom of the ninth from Mike Holman drove in the winning run. Dolphin ace Kenny Kulina struck out eight to earn his 12th win of the year.

ISU	0	0	0	0	2	0	0	0	0	-	2	10	1
JU	3	0	0	0	0	0	0	0	0	-	3	8	1

ISU-Schaeffer and Cerqueria. JU-Kulina and McGee.
WP: Kulina (12-3). **LP:** Schaeffer (9-4).
2B: Hannahs (ISU), Russell (ISU), McDonald (ISU), Holman (JU).

North Carolina - 8, Jacksonville - 3

The Dolphins stranded 14 runners in dropping the decision to the No. 3 seed Tar Heels. Joel Shapiro struck out eight while throwing JU's second complete game in the Regional.

UNC	0	1	3	0	0	1	0	2	1	-	9	15	1
JU	0	0	0	0	0	0	0	1	2	-	3	9	1

UNC-Maney, Lodgek (6), Fernandez (7), Woodall (9) and Levis. JU-Shapiro and McGee, Lovett.
WP: Maney (7-1). **LP:** Shapiro (6-4).
HR: Nevin (UNC), Gay (JU).
2B: Levis (UNC) 2, Maurer (UNC) 2, Nichols (UNC), Arendas (UNC).

Indiana State - 9, Jacksonville - 4

The Sycamores held JU to just four hits on the afternoon. Rod Van Dyke allowed four runs in 7.2 innings before leaving with no decision. An eight-run eighth inning clinched the game for ISU.

JU	0	1	0	0	0	0	2	1	0	-	4	4	2
ISU	0	0	0	1	0	0	0	8	x	-	9	11	3

JU-Van Dyke, Brady (8), Kirk (8), Smedley (8) and McGee. ISU-Olson and Cerqueria.
WP: Olson (12-3). **LP:** Brady (3-2).
3B: Gay (JU), McGee (JU), Rodriguez (JU).
2B: Tanner (ISU), Frye (ISU).



In 1991, the Dolphins earned the No. 3 seed in the NCAA East Regional after a 43-21-2 campaign.

1991 NCAA EAST REGIONAL

GAINESVILLE, FLA. ♦ MAY 23-24

Missouri - 5, Jacksonville - 4

The Tigers erased a four-run deficit including the game-winning run in the top of the ninth to defeat JU. With two outs in the bottom of the ninth and Howard Stein at bat, a four-hour, 40 minute rain delay hit before Stein struck out to end the contest.

UM	0	0	1	0	0	3	0	0	1	-	5	9	2
JU	1	0	0	2	1	0	0	0	0	-	4	8	3

UM-Dettmer, Munro (9) and Hay. JU-Wylie, Milite (9) and Basso.
WP: Dettmer (9-4). **LP:** Wylie (11-5). **Sv:** Munro (4).
2B: Boykin (JU), Baxter (JU), Mondrella (UM), Rodriguez (UM) 2, Hay (UM), Whitford (JU).

Florida - 3, Jacksonville - 0

The Gators shut out the Dolphins for the first time in the school's post-season history. Marc Marini reached base three times with two hits and a walk. JU had loaded the bases with one out in the fifth inning, but was unable to score.

JU	0	0	0	0	0	0	0	0	0	-	0	4	2
UF	0	1	0	0	0	2	0	0	x	-	3	10	2

JU-Van Dyke, Milite (6), Kelley (7) and Basso. UF-Valdes and Linares.
WP: Valdes (12-4). **LP:** Van Dyke (8-3).
2B: Perry (UF).

1994 NCAA ATLANTIC II REGIONAL

TALLAHASSEE, FLA. ♦ MAY 26-28

Jacksonville - 7, Kansas - 2

The Dolphins scored four runs in the top of the third inning and cruised the rest of the way behind the pitching of All-American Mark Guerra. Chris Hayes led JU with three hits and two RBI.

JU	0	0	4	0	0	0	2	0	1	-	7	12	1
Kansas	0	0	0	0	0	0	0	2	0	-	2	3	2

JU-Guerra, Ferguson (8) and Holin.
 UK-Corn, Schreiber (8) and Wilmot, Meadows.
WP: Guerra (14-4). **LP:** Corn (9-2).
HR: Marabell (JU). **3B:** Hayes (JU). **2B:** Holin (JU).

Florida State - 5, Jacksonville - 1

Dan Slater pitched 7.0 solid innings, allowing just one earned run, but it was not enough as JU committed four errors. Two errors in the fifth and eighth innings led to four unearned FSU runs.

FSU	1	0	0	0	2	0	0	2	0	-	5	7	1
JU	1	0	0	0	0	0	0	0	0	-	1	7	4

FSU-Wilson and Martin. JU-Slater, Knobloch (8), Scheer (9) and Holin.
WP: Wilson (12-5). **LP:** Slater (5-5).
3B: Hayes (JU). **2B:** Weaver (FSU), Mathers (JU).

Jacksonville - 6, Ohio State - 5

JU returned after getting five hours sleep following the previous evening's loss to defeat the top-seeded Buckeyes. Brandt Mathers' suicide squeeze scored Luke Marabell with the game-winning run.

JU	0	0	2	0	1	0	2	0	1	-	6	10	0
OSU	0	0	2	0	0	1	0	2	0	-	5	8	1

JU-Johnson, Knobloch (6), Scheer (8), Ferguson (9) and Holin. OSU-Cannon, Hale (8) and Sweet.
WP: Scheer (2-0). **LP:** Hale (3-2). **Sv:** Ferguson (2).
HR: Diddell (JU). **2B:** Diddell (JU), Chonko (OSU), Jones (OSU), Kaczmar, Mannino (OSU), Marsh (OSU).



The 1994 Dolphins celebrate a 6-5 win over Ohio State in the Atlantic II Regional.

1995 NCAA EAST REGIONAL

CLEMSON, S.C. ♦ MAY 25-26

Richmond - 8, Jacksonville - 2

Richmond broke open a close contest with six unearned runs in the top of the eighth inning in the first game of the tournament. Tim McKenna picked up the loss in a solid outing, allowing two unearned runs in 6.2 innings. Henry Ogden shut down the Dolphins for 7.0 innings before finally allowing single runs in the final two frames.

RU	1	0	0	0	1	0	0	6	0	-	8	8	2
JU	0	0	0	0	0	0	0	1	1	-	2	6	3

JU-Ogden and Cappetta. **JU**-McKenna, Scheer (7), Braun (8), Ferguson (8), DellaCrosse (8) and Roney.
WP: Ogden (8-2). **LP**: McKenna (9-5).
2B: Casey (UR), Dorman (UR).

Clemson - 11, Jacksonville - 5

After scoring four runs in the third inning, the Dolphins allowed eight runs in the middle frames and were eliminated by the host Tigers. Chad Roney knocked his 10th home run of the year and finished the Regional hitting .500. Four JU pitchers combined to allow a season-high 16 hits on the afternoon.

JU	0	0	4	0	0	0	1	0	0	-	5	10	2
CU	0	0	0	3	2	3	0	3	x	-	11	16	3

JU-Sordo, McKinney (5), Scheer (8), Ferguson (8) and Roney.
CU-Dawsey, Sauve (7) and LeCroy.
WP: Dawsey (11-3). **LP**: Sordo (10-4). **Sv**: Sauve (1).
HR: Roney (JU), Brizek (CU). **2B**: Mathers (JU), Miller (CU), Monohan (CU).



In 1995, JU advanced to the NCAA East Regional after winning the Sun Belt Conference Championship.

1999 NCAA REGIONALS

TALLAHASSEE, FLA. ♦ MAY 28-30

Jacksonville - 7, Providence - 5

A two-run double by Kirk Asche highlighted a four-run fourth as Jacksonville rallied to beat Providence. Asche ended up with three hits and three RBI for the Dolphins, who got a superb relief effort from senior Joel Hegeman. Scott Porter collected his school record 11th save.

JU	0	0	2	0	0	4	0	1	0	-	7	12	1
PC	0	0	0	0	3	0	0	0	2	-	5	7	2

JU-Ray, Hegeman (8), Porter (9) and Rodgers; **PC**-DesRoches, Burnham (8) and Conway.
WP: Hegeman (4-1) **LP**: DesRoches (14-2)
2B: Asche (JU), Hurrell (JU), Hairston (PC).

Florida State - 9, Jacksonville - 2

FSU's Nick Stocks and Jacksonville's Nick Regilio hooked up in a classic pitcher's duel. Down 3-2 in the sixth, Josh Johnson's two-out double nearly tied the game, but Chad Oliva was cut down in a close play at the plate. The Seminoles added a single run in the eighth and five more in the ninth to seal the victory.

FSU	0	1	1	0	0	1	0	1	5	-	9	11	2
JU	0	1	0	0	0	1	0	0	0	-	2	3	2

FSU-Stocks, Chavez (7) and Klostermen; **JU**-Regilio, Porter (8), Shippee (9), Byrd (9) and Oliva.
WP: Stocks (11-3) **LP**: Regilio (7-2)
HR: McDougall (FSU)
2B: Smith (FSU), Groves (FSU), Veleber (JU), Johnson (JU).

Providence - 9, Jacksonville - 8

JU jumped out to a 7-1 lead but momentum changed in the top of the seventh as Conyers was hit by a pitch for the second consecutive time in the game and both benches emptied onto the field. The Friars scored six runs in the fourth through eighth innings to tie the game at 7-7. After a scoreless Dolphin tenth, the Friars got a two-out, two-strike solo homer by Neal McCarthy to advance.

JU	4	1	0	0	0	2	0	0	1	0	-	8	12	1
PC	1	0	0	0	0	2	1	3	1	1	-	9	12	1

JU-Ebanks, Hegeman (8), Porter (8) and Oliva; **PC**-Carraro, Burnham (5) and Conway.
WP: Burnham **LP**: Porter
HR: Rodgers (JU), Conyers (JU), Hurrell (JU), McCarthy (PC)
3B: Veleber (JU), Scott (PC). **2B**: Veleber (JU), Conyers (JU).

2001 NCAA REGIONALS

TALLAHASSEE, FLA. ♦ MAY 25-26

Auburn - 8, Jacksonville - 7

The Dolphins took control early with a four-run second inning and carried a 7-6 lead into the bottom of the ninth until Gabe Gross hit a solo home run to send the game into extra innings. The Tigers used a pair of walks, an error and a sacrifice bunt to come up with the winning score in the 10th.

JU	0	4	0	0	3	0	0	0	0	0	-	7	9	3
Auburn	2	1	1	0	2	0	0	0	1	1	-	8	13	2

JU-Daws, Williams (6), Shumaker (8) and Oliva;
AU-Speigner, Brandon (8) and Pratt.
WP: Brandon (6-3) **LP**: Shumaker (7-6)
HR: Nover (JU), Kickham (JU), Gross (AU).
2B: Faulkner (AU), Pratt 2 (AU).

Jacksonville - 3, Bethune-Cookman - 0

Darren Truty pitched a complete-game shutout to eliminate Bethune-Cookman. Truty scattered six hits while striking out six batters and walking three. Chad Oliva went 2-for-4 and drove in all three runs for the Dolphins.

JU	1	0	0	0	0	0	2	0	0	-	3	12	1
BCC	0	0	0	0	0	0	0	0	0	-	0	6	0

JU-Truty and Oliva;
BCC-Jerue, Montes de Oca (8) and Ramos.
WP: Truty (9-5). **LP**: Jerue (3-5).
2B: Oliva (JU), Hoover (JU), Kickham (JU), Evans (BCC), Ramos (BCC).

Auburn - 3, Jacksonville - 2

JU took a 1-0 lead when Phil Nover knocked in Chad Hauseman in the bottom of the third inning; however, the Tigers responded with three runs in the top of the fourth, sparked by a leadoff homer by All-American Gabe Gross. The Dolphins tacked on a run in the seventh, but were unable to muster enough offense to tie the game. Jason Ryals and Casey Shumaker combined for 4.2 innings of no-hit ball and striking out six.

AU	1	0	0	0	0	0	2	0	0	-	3	8	0
JU	0	0	1	0	0	0	1	0	0	-	2	8	1

AU-Paxton, Brandon (7) and Pratt;
JU-Williams, Ryals (5), Shumaker (9) and Oliva.
WP: Paxton (5-4). **LP**: Williams (6-1).
HR: Gross (AU).
2B: Moran (AU), Oliva (JU).



CHAD OLIVA

CASEY SHUMAKER

Dolphins are in, will face Auburn

By Teneshia L. Wright
Times-Union sports writer

Jacksonville University coach Terry Alexander was wrong when he predicted his team would win its conference tournament last week. But his hunch was right when he assembled his players

2007 NCAA REGIONALS

CHAPEL HILL, N.C. ♦ JUNE 1-2

North Carolina - 6, Jacksonville - 0

The Dolphins couldn't find the big hit when they needed it and the Tar Heels pounded out six doubles. JU left 11 runners on base, including six runners in scoring position, as the Dolphins were shutout for the first time during the season. The contest featured childhood friends facing each other for the first time (UNC's Robert Woodard and Logan James).

JU	0	0	0	0	0	0	0	0	0	0	-	0	8	1
UNC	0	3	0	0	1	0	0	2	x		-	6	10	1

JU- Davis, Young (7), Brown (8) and Vickers. UNC- Woodard, Wooten (9) and Ferderowicz.
 WP: Woodard LP: Davis
 2B: LePage (JU), Federowicz (2) (UNC), Horton (UNC), Flack (UNC), Seager (UNC), Williams (UNC).

Western Carolina - 4, Jacksonville - 0

JU was shutout for the second consecutive game and only the second time during the year after leaving eight runners on base. The Dolphins were held scoreless in their last 19 innings in NCAA Regional play. WCU advanced in regional play after pounding out seven runs on 13 hits, including three home runs.

WCU	2	1	1	0	0	2	1	0	0	-	7	13	2
JU	0	0	0	0	0	0	0	0	0	-	0	8	3

WCU- Saberhagen, Johnson (9). JU- Gardner, Andrew (7), Dobbins (9), Ackley (9).
 WP: Saberhagen LP: Gardner
 HR: Smith (WCU), Greene (WCU), Ingram (WCU).
 2B: Stasbaugh (WCU), McCallister (JU).
 3B: Stasbaugh (WCU).



GRAY QUETTI/ASunPhotos.com

Jacksonville University's baseball team celebrates its second win of the day over Belmont to claim the Atlantic Sun Conference Tournament on Saturday and clinch a bid to the NCAA Tournament.

ATLANTIC SUN CONFERENCE TOURNAMENT

JU heading to NCAAs

Trip to UNC is surprise for JU

By JASON SCHNEIDER
 The Times-Union

JU Dolphins earn NCAA bid by winning rain-plagued event

BY JEFF ELLIOTT | STORY UPDATED AT 7:05 AM ON MONDAY, MAY 25, 2009

2009 NCAA REGIONALS

GAINESVILLE, FLA. ♦ MAY 29-31

#17 Miami - 9, Jacksonville - 4

Big hits were the difference in the game as Miami's 10 hits pounded out nine runs – hitting three home runs in the game. JU equaled the Hurricanes hit total, but left nine on base in the contest as all four runs came in the seventh inning.

JU	0	0	0	0	0	4	0	0	-	4	10	1	
UM	1	1	0	0	4	0	2	1	X	-	9	10	2

JU-Andrew, Kriech (6), Schlee (7) and Gillan. UM-Miller, Gutierrez (5), Rudman (7), Guerra (7), Miranda (7), Bellamy (9) and Grandal.
 WP: Miller LP: Andrew
 HR: Hagerty (2) (UM), Herrmann.
 2B: Fleming (JU), Gillan (JU), Grandal (UM), DiNatale (2).

Jacksonville - 8, Bethune-Cookman - 7

Junior second baseman Chuck Opachich hit the go-ahead home run in the eighth while sophomore Chris Kaminski and junior Kyle Kriech teamed up to keep JU alive with an 8-7 rally win over Bethune-Cookman. JU tallied its first win in the postseason since a 4-3 victory over Sacred Heart on June 3, 2006.

JU	1	1	5	0	0	0	0	1	0	-	8	11	1
B-CU	2	2	0	1	0	0	2	0	0	-	7	10	0

B-CU-Simpson, Rodriguez (3), Machado (3), Gonzalez (6), Serra (8), Munoz (8) and Clark. JU-Loosen, Witkowski (6), Kaminski (6), Kriech (9) and Gillan.
 WP: Kaminski LP: Munoz SV: Kriech
 HR: Opachich (JU), Myers (JU), Martinez (JU), Lauriello (B-CU), Jimenez (B-CU), Clark (B-CU).
 2B: Opachich (JU), Gillan (JU), Lauriello (B-CU).
 3B: Jimenez (B-CU).

#17 Miami - 4, Jacksonville - 0

Defensive mistakes put the Dolphins in an early hole and the bats could not come to the rescue as JU was eliminated with a 4-0 loss to No. 17 Miami. Sophomore Sean Green was tagged with the loss despite allowing three unearned runs on two hits with two walks and six strikeouts in 4.1 innings.

UM	0	1	0	0	2	0	0	1	0	-	4	7	0
JU	0	0	0	0	0	0	0	0	0	-	0	7	3

UM-Gutierrez and Grandal. JU-Green, Tomshaw (4), Schlee (4), Kriech (9) and Gillan.
 WP: Gutierrez LP: Green
 2B: DiNatale (UM), Martinez (UM).

2011 NCAA REGIONALS

GAINESVILLE, FLA. ♦ JUNE 3-5

#16 Miami - 7, Jacksonville - 2

In a tightly played contest through seven innings, the Hurricanes broke through with four runs in the bottom of the eighth to give senior Matthew Tomshaw his first loss away from John Sessions Stadium in 2011.

JU	0	0	1	0	0	0	1	0	0	-	2	3	3
UM	1	0	1	0	1	0	0	4	X	-	7	6	1

JU-Tomshaw, Kaminski (8), Anderson (8), Maxon (8) and Swenson. UM-Ewing, Sargent (7), Robinson (7), Miller (7), Miranda (9).

WP:Ewing LP:Tomshaw
 HR:Janson (UM).
 2B: Rodriguez (UM).

Jacksonville - 5, Manhattan - 4

Sophomore Adam Brett Walker went 3-for-4 with a double and two RBI to help the Dolphins avoid elimination against Manhattan. Senior Steve Eagerton became one of only three players in the nation to finish undefeated in 2011 (9-0) and senior Chris Kaminski pitched out of a bases-loaded jam in the ninth to tie the JU record for saves.

JU	1	0	0	0	1	2	1	0	0	-	5	6	2
MC	0	0	0	1	0	0	1	1	1	-	4	11	0

JU-Eagerton, Appleby (8), Anderson (8), Kaminski (9) and Swenson. MC-Luksis, Giordano (6) and Ortega.

WP: Eagerton LP: Luksis SV: Kaminski
 2B: Walker (JU).

#16 Miami - 5, Jacksonville - 3

The Dolphins held a 3-0 lead through seven innings, but six unanswered runs by the Hurricanes in the final two innings would end JU's regional run.

UM	0	0	0	0	0	0	0	4	2	-	6	9	2
JU	2	0	0	0	0	0	1	0	0	-	3	8	1

UM-Radziewski, Sargent (7), Robinson (9), Miranda (9) and Janson, Rowland (7). JU-Mollica, Green (5), Kaminski (8), Maxon (8), Anderson (8), Gilroy (9) and Swenson.

WP: Sargent LP: Kaminski SV: Miranda
 HR: Rodriguez (UM).
 2B: Fieger (UM), Murphy (JU).



DOLPHINS IN THE POSTSEASON

SUN BELT CONFERENCE TOURNAMENT (26-31)

<u>Year</u>	<u>Opponent</u>	<u>Result</u>	<u>Year</u>	<u>Opponent</u>	<u>Result</u>
1978	New Orleans	L, 2-3	1990	South Florida	L, 2-3
	South Alabama	L, 7-9		UAB	W, 10-4
1979	Georgia State	L, 6-8		South Alabama	W, 4-3
	South Florida	L, 5-11		Old Dominion	L, 6-11
1980	Va. Commonwealth	W, 5-4	1991	W. Kentucky	W, 5-2
	South Alabama	L, 4-7		UAB	W, 6-4
	UAB	L, 7-10		UAB	L, 1-5
				Old Dominion	L, 1-6
1983	South Alabama	L, 7-8	1993	Lamar	L, 5-7
	UAB	L, 5-11		South Alabama	W, 3-2
1985	Western Kentucky	W, 11-10		Louisiana Tech	W, 11-6
	Old Dominion	L, 3-7		Arkansas State	W, 3-2
	W. Kentucky	L, 4-7		Lamar	L, 3-6
1986	Western Kentucky	L, 5-7	1994	SW Louisiana	W, 22-6
	UAB	W, 5-3		South Alabama	W, 7-6
	South Alabama	W, 2-1		Arkansas State	L, 3-9
	South Florida	W, 10-3		Lamar	L, 2-9
	Old Dominion	W, 9-4	1995	Arkansas-Little Rock	W, 4-2
	South Florida	L, 3-6		Arkansas State	W, 17-4
1987	South Alabama	L, 7-8		South Alabama	W, 10-6 (10)
	Old Dominion	W, 11-10		Lamar	L, 1-5
	South Alabama	L, 7-9		Lamar	L, 4-12
1988	South Alabama	L, 2-11	1996	New Orleans	L, 2-8
	South Florida	W, 11-2		Texas-Pan American	L, 2-3
	South Alabama	W, 9-8	1998	South Alabama	L, 2-16
	Western Kentucky	W, 6-4		New Orleans	L, 3-6
	Va. Commonwealth	L, 1-7			
1989*	UAB	W, 5-0			
	South Alabama	W, 8-3			
	UNC-Charlotte	W, 7-2			
	South Alabama	L, 5-6 (10)			
	South Alabama	W, 10-1			

* Conference Tournament Champion

NCAA REGIONALS (9-24)

<u>1968 - FORT EUSTIS, VA.</u>			<u>1999 - TALLAHASSEE, FLA.</u>		
5/30	L, 0-1	vs. Long Island	5/28	W, 7-5	vs. Providence
5/31	W, 4-2	vs. Belmont Abbey	5/29	L, 2-9	vs. Florida State
5/31	L, 4-16	vs. Long Island	5/30	L, 8-9	vs. Providence
<u>1972 - GASTONIA, N.C.</u>			<u>2001 - TALLAHASSEE, FLA.</u>		
6/1	L, 3-9	vs. Mississippi	5/25	L, 7-8	vs. Auburn
6/2	L, 6-9	vs. South Alabama	5/26	W, 3-0	vs. B.-Cookman
			5/26	L, 2-3	vs. Auburn
<u>1976 - TALLAHASSEE, FLA.</u>			<u>2003 - TALLAHASSEE, FLA.</u>		
5/21	L, 1-6	vs. Florida State	5/30	L, 0-6	vs. Florida State
5/23	W, 8-5	vs. MTSU	5/31	L, 5-8	vs. Rutgers
5/24	W, 9-7	vs. Florida State			
5/25	L, 5-7	vs. Auburn			
<u>1989 - STARKVILLE, MISS.</u>			<u>2006 - ATHENS, GA.</u>		
5/25	W, 3-2	vs. Indiana State	6/2	L, 0-18	vs. Florida State
5/26	L, 3-8	vs. North Carolina	6/3	W, 4-3	vs. Sacred Heart
5/27	L, 4-9	vs. Indiana State	6/4	L, 8-15	vs. Georgia
<u>1991 - GAINESVILLE, FLA.</u>			<u>2007 - CHAPEL HILL, N.C.</u>		
5/23	L, 4-5	vs. Missouri	6/1	L, 0-6	vs. North Carolina
5/24	L, 0-3	vs. Florida	6/3	L, 0-7	vs. Western Carolina
<u>1994 - TALLAHASSEE, FLA.</u>			<u>2009 - GAINESVILLE, FLA.</u>		
5/26	W, 7-2	vs. Kansas	5/29	L, 4-9	vs. Miami
5/27	L, 1-5	vs. Florida State	5/30	W, 8-7	vs. B-CU
5/28	W, 6-5	vs. Ohio State	5/31	L, 0-4	vs. Miami
5/28	L, 1-5	vs. Florida State			
<u>1995 - CLEMSON, S.C.</u>			<u>2011 - GAINESVILLE, FLA.</u>		
5/25	L, 2-8	vs. Richmond	6/3	L, 7-2	vs. Miami
5/26	L, 5-11	vs. Clemson	6/4	W, 5-4	vs. Manhattan
			6/5	L, 6-3	vs. Miami

ATLANTIC SUN CONFERENCE TOURNAMENT (19-12)

<u>Year</u>	<u>Opponent</u>	<u>Result</u>	<u>Year</u>	<u>Opponent</u>	<u>Result</u>
1999*	Troy State	L, 3-4	2003*	Florida Atlantic	W, 4-3
	Centenary	W, 11-4		Jacksonville State	L, 6-10
	UCF	W, 5-1		Belmont	W, 15-7
	Mercer	W, 2-1		Stetson	W, 9-6
	Troy State	W, 9-4		Stetson	W, 7-1
2000	Stetson	L, 1-11	2006	Campbell	W, 6-5
	Campbell	L, 3-4		Florida Atlantic	L, 3-8
2001	Campbell	W, 5-1		Mercer	L, 6-7
	Florida Atlantic	L, 3-7	2007*	Belmont	L, 7-12
	Troy State	W, 10-6		Stetson	W, 4-1
	Florida Atlantic	W, 12-5		Gardner-Webb	W, 4-0
	UCF	W, 10-9		Belmont	W, 10-4
	UCF	L, 2-11		Belmont	W, 7-6
2002	Florida Atlantic	L, 2-4	2009*	Belmont	W, 7-5
	Samford	W, 11-6		Lipscomb	W, 7-4
	Florida Atlantic	L, 4-6			
2010	Mercer	L, 10-1			
	Stetson	W, 3-2			
	North Florida	W, 9-8			
	Mercer	L, 7-3			
2011	ETSU	W, 2-1			
	Mercer	L, 2-1			
	Stetson	W, 5-3			
	Mercer	L, 1-0			

* Conference Tournament Champion

1957

RECORD: 9-6* (INCOMPLETE)
HEAD COACH: BOB DAUGHTON

Mar. 25	American Int'l.....W	3-2
Mar. 26	American Int'l.....L	0-3
Apr. 17	Navy.....W	10-6
Apr. 18	The Citadel.....L	2-10
Apr. 20	Tampa.....W	7-5
Apr. 27	Tampa.....W	2-1
May 6	Valdosta State.....W	4-1
May 13	NAS Jax.....W	2-1

1958

RECORD: 6-12
HEAD COACH: BOB DAUGHTON

Mar. 22	Ohio State.....L	1-8
Mar. 22	Ohio State.....L	1-10
Mar. 28	at Stetson.....L	0-13
Mar. 31	American Int'l.....W	9-1
Apr. 1	American Int'l.....W	7-5
Apr. 2	at Rollins.....L	2-10
Apr. 7	Furman.....L	9-14
Apr. 11	at Florida Southern.....L	7-10
Apr. 12	at Tampa.....L	0-1
Apr. 18	Valdosta State.....W	5-2
Apr. 19	Florida Southern.....L	6-7
Apr. 23	Tampa.....W	4-1
Apr. 25	Georgia College.....W	5-2
Apr. 30	Ga. St. Teachers.....L	1-8
May 2	at Miami.....L	5-6
May 3	at Miami.....L	0-6
May 16	at Valdosta State.....L	5-9
May 16	at Valdosta State.....W	10-2

1959

RECORD: 5-9
HEAD COACH: BOB DAUGHTON

Mar. 14	Miami.....W	3-1
Mar. 14	Miami.....L	2-9
Mar. 30	Wesleyan.....L	0-2
Apr. 1	American Int'l.....W	4-0
Apr. 10	Tampa.....W	1-0
Apr. 11	Stetson.....W	6-5
Apr. 15	Valdosta State.....W	8-1
Apr. 18	Rollins.....L	3-6
Apr. 24	at Florida Southern.....L	9-10
Apr. 24	at Florida Southern.....L	2-7
Apr. 25	at Tampa.....L	(14) 3-4
May 1	Stetson.....L	10-11
May 2	at Rollins.....L	5-16
May 8	at Valdosta State.....L	0-3

1960

RECORD: 3-8-1
HEAD COACH: BOB DAUGHTON

Mar. 24	Navy.....T	4-4
Mar. 26	Florida Southern.....L	0-4
Apr. 9	at Tampa.....W	7-3
Mar. 12	Valdosta State.....L	4-8
Mar. 16	at Miami.....L	4-5
Mar. 16	at Miami.....L	5-7
Mar. 19	Stetson.....L	3-6
Mar. 26	at Valdosta State.....L	1-2
Mar. 30	Tampa.....W	4-2
Apr. 4	at Florida Southern.....L	1-11
Apr. 9	Rollins.....L	3-8
Apr. 30	at Stetson.....W	3-1

1961

RECORD: 6-11
HEAD COACH: BOB DAUGHTON

Mar. 23	Navy.....L	4-6
Mar. 26	Navy.....W	11-5
Mar. 27	at Valdosta State.....L	1-4
Mar. 30	Wake Forest.....L	2-3
Apr. 4	Kentucky.....W	8-1
Apr. 8	Rollins.....L	0-9
Apr. 15	at Tampa.....L	9-12
Apr. 15	at Tampa.....L	4-7
Apr. 19	at Rollins.....L	4-5
Apr. 22	Tampa.....W	4-0
Apr. 22	Tampa.....W	6-5
Apr. 26	Miami.....L	4-14
Apr. 26	Miami.....L	0-2
Apr. 29	Florida Southern.....L	2-6
May 2	at Stetson.....W	8-1
May 5	Valdosta State.....W	4-3
May 13	at Florida Southern.....L	4-13

1962

RECORD: 12-11-1
HEAD COACH: BOB DAUGHTON

Mar. 16	at Stetson.....T	(13) 4-4
Mar. 17	Ohio State.....L	0-1
Mar. 17	Ohio State.....W	4-1
Mar. 22	Navy.....W	9-2
Mar. 24	Navy.....W	(10) 5-1
Mar. 28	Erskine.....L	3-5
Mar. 29	Erskine.....L	4-13
Mar. 31	Davidson.....W	5-3
Apr. 4	Rollins.....L	(10) 1-2
Apr. 7	Rollins.....L	1-22
Apr. 7	Rollins.....L	1-5
Apr. 13	Tampa.....W	10-9
Apr. 14	Tampa.....W	6-3
Apr. 14	Tampa.....L	0-5
Apr. 20	Stetson.....W	4-2
Apr. 21	Stetson.....W	4-2
Apr. 21	Stetson.....W	7-1
Apr. 25	The Citadel.....L	5-6
Apr. 27	at Miami.....L	2-11
Apr. 28	at Miami.....W	8-1
Apr. 28	at Miami.....L	2-7
May 4	at Florida Southern.....W	3-0
May 5	at Florida Southern.....L	3-7
May 5	at Florida Southern.....W	3-2

1963

RECORD: 10-18
HEAD COACH: BOB DAUGHTON

Mar. 18	Yale.....L	4-9
Mar. 19	Yale.....W	5-4
Mar. 22	Navy.....L	2-4
Mar. 24	Navy.....L	8-9
Mar. 24	Navy.....L	6-7
Mar. 30	Hampden-Sydney.....W	5-3
Mar. 30	Hampden-Sydney.....L	1-3
Apr. 5	Florida Southern.....W	2-0
Apr. 6	Florida Southern.....L	0-8
Apr. 12	at Rollins.....L	1-6
Apr. 13	at Rollins.....W	2-0
Apr. 13	at Rollins.....L	2-3
Apr. 19	at Tampa.....W	7-2
Apr. 20	at Tampa.....L	3-4
Apr. 20	at Tampa.....W	9-4
Apr. 26	at Stetson.....L	(10) 3-4
Apr. 27	at Stetson.....W	7-0
Apr. 27	at Stetson.....W	6-1

Apr. 29	at Georgia Southern.....L	2-23
May 8	Georgia Southern.....L	2-6
May 10	Miami.....L	(12) 4-8
May 11	Miami.....L	3-11
May 11	Miami.....L	3-7
May 13	Florida Southern*.....W	5-3
May 21	at Florida.....L	0-3
May 28	at Florida.....L	3-7
June 1	Florida.....L	0-2
June 1	Florida.....W	1-0

* at Winter Park, Fla.

1964

RECORD: 5-22
HEAD COACH: BOB DAUGHTON

Mar. 18	Tennessee.....L	4-6
Mar. 19	Tennessee.....L	3-4
Mar. 23	Spring Arbor.....L	3-11
Mar. 24	Spring Arbor.....W	11-5
Mar. 27	Hampden-Sydney.....L	2-7
Mar. 31	Erskine.....L	5-6
Apr. 4	at Miami.....L	5-7
Apr. 4	at Miami.....L	1-5
Apr. 4	at Miami.....L	3-8
Apr. 10	at Florida Southern.....L	1-7
Apr. 11	at Florida Southern.....L	1-6
Apr. 11	at Florida Southern.....L	0-3
Apr. 17	at Rollins.....L	1-4
Apr. 18	Rollins.....L	3-7
Apr. 18	Rollins.....L	0-11
Apr. 24	Tampa.....W	13-11
Apr. 25	Tampa.....L	4-13
Apr. 25	Tampa.....W	3-2
May 4	at Stetson.....L	3-4
May 5	Stetson.....W	4-2
May 5	Stetson.....W	8-3
May 7	at Georgia Southern.....L	5-10
May 9	Georgia Southern.....L	2-6
May 16	at Florida State.....L	4-7
May 16	at Florida State.....L	2-3
May 20	at Florida.....L	1-13
May 26	Florida.....L	4-14

1965

RECORD: 5-23
HEAD COACH: BOB DAUGHTON

Mar. 22	Georgia Tech.....L	3-5
Mar. 23	Georgia Tech.....L	1-8
Mar. 25	Cincinnati.....L	5-7
Mar. 26	Yale.....L	1-4
Mar. 27	Yale.....L	(12) 4-6
Mar. 29	Hampden-Sydney.....W	10-5
Mar. 30	Hampden-Sydney.....L	2-4
Apr. 2	Erskine.....L	5-10
Apr. 3	Erskine.....W	8-2
Apr. 9	Stetson.....W	9-6
Apr. 10	at Stetson.....L	2-4
Apr. 10	at Stetson.....W	7-0
Apr. 16	Miami.....L	4-9
Apr. 17	Miami.....L	0-5
Apr. 27	Miami.....L	2-3
Apr. 23	Florida Southern.....L	0-8
Apr. 24	Florida Southern.....L	0-1
Apr. 24	Florida Southern.....L	1-5
Apr. 27	at Georgia Southern.....L	5-14
Apr. 30	Rollins.....L	9-13
May 1	at Rollins.....L	2-5
May 1	at Rollins.....L	0-5
May 7	at Tampa.....L	3-19
May 8	at Tampa.....L	1-2

May 8	at Tampa.....L	1-2
May 13	at Florida State.....L	2-8
May 19	Florida.....W	8-2
May 26	at Florida.....L	0-7

1966

RECORD: 17-12
HEAD COACH: BOB DAUGHTON

Mar. 21	Hiram.....W	8-4
Mar. 21	Hiram.....L	1-7
Mar. 25	Yale.....W	7-5
Mar. 26	Yale.....W	6-5
Mar. 28	Hampden-Sydney.....W	14-0
Mar. 29	Hampden-Sydney.....L	6-7
Mar. 31	Duke.....W	9-8
Apr. 1	Erskine.....W	10-3
Apr. 2	Erskine.....L	0-14
Apr. 6	Pembroke State.....W	7-5
Apr. 7	Pembroke State.....L	6-17
Apr. 9	Tampa.....W	7-2
Apr. 16	Furman.....W	9-3
Apr. 16	Furman.....W	6-0
Apr. 18	at Valdosta State.....W	9-3
Apr. 20	at Miami.....W	(14) 9-6
Apr. 21	at Miami.....L	1-2
Apr. 26	Stetson.....W	16-1
Apr. 29	at South Florida.....W	9-1
Apr. 30	at South Florida.....W	3-2
May 3	Georgia Southern.....L	2-3
May 4	at Stetson.....L	1-3
May 7	at Tampa.....L	1-2
May 10	Valdosta State.....W	5-3
May 13	Florida State.....L	5-15
May 19	at Florida State.....L	1-3
May 25	Florida.....L	2-6
May 27	at Florida.....L	3-4
May 27	at Florida.....W	4-3

1967

RECORD: 21-9
HEAD COACH: BARRY MYERS

Mar. 20	Hiram.....W	1-0
Mar. 21	Hiram.....W	6-2
Mar. 22	St. Louis.....L	6-8
Mar. 24	St. Louis.....L	2-7
Mar. 25	St. Louis.....L	4-3
Mar. 27	William & Mary.....W	7-2
Mar. 28	William & Mary.....W	5-3
Mar. 30	Wash. & Lee.....W	8-0
Mar. 31	Wash. & Lee.....W	6-0
Apr. 5	at Florida Southern.....L	2-3
Apr. 6	at Florida Southern.....L	5-9
Apr. 7	Erskine.....W	13-5
Apr. 8	Erskine.....W	5-4
Apr. 14	Oglethorpe.....W	6-0
Apr. 15	Oglethorpe.....W	(19) 4-3
Apr. 16	at Valdosta State.....L	1-4
Apr. 18	at Valdosta State.....W	10-5
Apr. 20	at St. Leo.....W	5-0
Apr. 20	at St. Leo.....L	0-1
Apr. 21	at Fla. Presby.....W	10-2
Apr. 22	at Fla. Presby.....W	25-4
Apr. 24	Valdosta State.....W	10-1
Apr. 25	Valdosta State.....W	5-4
Apr. 28	South Florida.....W	7-2
Apr. 29	South Florida.....W	5-1
May 2	at Florida.....W	4-2
May 3	at Stetson.....W	1-0
May 11	Florida State.....L	0-7
May 16	at Florida State.....L	1-8
May 23	Florida.....L	1-5

1968

RECORD: 22-13-2

HEAD COACH: BARRY MYERS

Mar. 18	Hiram	W	4-2
Mar. 19	Hiram	W	10-5
Mar. 20	Hiram	W	3-0
Mar. 21	Rutgers	W	1-0
Mar. 22	Yale	L	6-8
Mar. 23	Yale	L	4-12
Mar. 27	Amherst	W	5-2
Mar. 28	Amherst	W	3-0
Mar. 29	Davidson	W	4-3
Mar. 30	Davidson	W	9-2
Apr. 2	William & Mary	W	7-0
Apr. 3	William & Mary	W	5-3
Apr. 5	Florida Southern	T (12)	1-1
Apr. 6	Florida Southern	T (18)	3-3
Apr. 9	Florida	W	5-1
Apr. 10	West Liberty	W	11-4
Apr. 12	High Point	W	3-2
Apr. 13	High Point	W	10-2
Apr. 19	Oglethorpe	W	8-7
Apr. 20	Oglethorpe	L	13-15
Apr. 22	at Valdosta St.	L	4-9
Apr. 23	at Valdosta St.	L	6-8
Apr. 26	at Georgia Tech	L	0-8
Apr. 27	at Georgia Tech	W	1-0
Apr. 30	at Florida	L	1-4
May 1	Valdosta State	W	9-2
May 2	Valdosta State	W	6-2
May 3	at South Florida	L	5-12
May 4	at South Florida	W	6-3
May 6	Stetson	W	9-1
May 7	at The Citadel	W	9-6
May 8	at The Citadel	L	9-15
May 15	at Florida State	L	0-4
May 16	at Florida State	L	4-9
May 30	#Long Island	L	0-1
May 31	#Belmont Abbey	W	4-2
May 31	#Long Island	L	4-16

NCAA Eastern Regional - Fort Eustis, Va.

1969

RECORD: 22-13-1

HEAD COACH: BARRY MYERS

Mar. 12	Pennsylvania	T	5-5
Mar. 13	Pennsylvania	W	10-2
Mar. 14	at Florida Southern	L	2-12
Mar. 15	at Florida Southern	L	4-5
Mar. 17	Southern Illinois	W	8-1
Mar. 21	%Navy	W	8-0
Mar. 21	%Yale	W	12-2
Mar. 22	%Yale	W	5-2
Mar. 24	%W. Michigan	L	1-8
Mar. 25	%Bowling Green	L	3-4
Mar. 26	%Springfield	W	12-3
Mar. 27	%Bowling Green	W	8-7
Mar. 28	Hiram	W	10-2
Mar. 29	Hiram	W	7-2
Mar. 31	Wake Forest	L	5-9
Apr. 1	Wake Forest	W	4-2
Apr. 2	William & Mary	W	5-4
Apr. 3	William & Mary	W	16-0
Apr. 4	Huntington	W	14-0
Apr. 5	Huntington	W	8-1
Apr. 7	Washington	W	7-0
Apr. 8	Washington	L	2-3
Apr. 9	Valdosta State	W	6-0
Apr. 15	Florida	W	5-4
Apr. 16	at Auburn	L	1-19

Apr. 17	at Auburn	L	0-2
Apr. 23	at Clemson	L	1-14
Apr. 24	at Duke	L	2-7
Apr. 25	at Georgia Tech	W	3-2
Apr. 26	at Georgia Tech	W	3-0
Apr. 30	Stetson	W	3-1
May 3	South Florida	W	3-0
May 6	at Florida	L	3-7
May 7	Florida State	L	5-7
May 8	Florida State	W	4-2
May 13	at Stetson	L	4-5

% Dolphin Classic - Jacksonville, Fla.

1970

RECORD: 31-8

HEAD COACH: BARRY MYERS
20TH, COLLEGIATE BASEBALL

Feb. 26	at Biscayne	W	6-2
Mar. 1	at Biscayne	W	1-0
Mar. 9	Louisville	W	19-0
Mar. 14	Louisville	W	12-2
Mar. 14	Louisville	W	5-0
Mar. 16	Clemson	L	3-5
Mar. 17	Clemson	W	4-0
Mar. 20	%Navy	W	15-3
Mar. 21	%Tennessee	L	6-7
Mar. 21	%Navy	W	5-2
Mar. 23	%Vanderbilt	W	4-3
Mar. 23	%Vanderbilt	W	5-4
Mar. 24	%W. Michigan	L	4-6
Mar. 26	%Davidson	W	12-3
Mar. 27	%William & Mary	W	10-5
Mar. 30	Buffalo	W	4-3
Mar. 30	Buffalo	W	20-6
Mar. 31	Buffalo	W	2-1
Apr. 1	Buffalo	W	9-1
Apr. 3	Chattanooga	W	2-1
Apr. 4	Chattanooga	W	6-2
Apr. 4	Chattanooga	L	4-5
Apr. 6	Stetson	L	7-10
Apr. 7	Florida	W	6-2
Apr. 8	at Florida	W	6-3
Apr. 10	Valdosta State	W	10-4
Apr. 11	at Valdosta State	W	4-1
Apr. 16	Bethune-Cookman	W	9-0
Apr. 16	Bethune-Cookman	W	14-1
Apr. 20	at South Florida	W	9-2
Apr. 21	at South Florida	L	2-4
Apr. 22	at Fla. Presby.	W	5-1
Apr. 28	at Georgia State	W	10-2
Apr. 30	at Stetson	W	9-8
May 1	Atlanta Baptist	W	9-0
May 2	Atlanta Baptist	W	8-6
May 3	Atlanta Baptist	W	20-1
May 4	at Florida State	L	1-4
May 5	at Florida State	L	2-9

% Dolphin Classic - Jacksonville, Fla.

1971

RECORD: 27-14

HEAD COACH: BARRY MYERS

Mar. 5	Union	W	3-2
Mar. 5	Union	L	2-3
Mar. 8	Louisville	W	10-9
Mar. 11	Louisville	W	5-2
Mar. 11	Louisville	L	3-7
Mar. 12	Georgia State	W	4-2
Mar. 13	Georgia State	W	12-8
Mar. 14	Pennsylvania	L	8-10

Mar. 15	Pennsylvania	W	16-5
Mar. 17	Yale	L	10-15
Mar. 18	Yale	W	6-5
Mar. 19	%Navy	W	15-3
Mar. 20	%William & Mary	W	19-16
Mar. 20	%Navy	W	11-4
Mar. 22	%Auburn	L	4-11
Mar. 23	%W. Michigan	W	4-2
Mar. 31	Hiram	W	12-2
Apr. 2	North Carolina	W	11-7
Apr. 3	North Carolina	L	3-4
Apr. 6	Florida State	W	13-4
Apr. 7	Florida State	L	6-8
Apr. 9	Buffalo State	W	7-2
Apr. 10	Buffalo State	W	4-3
Apr. 10	Buffalo State	L	3-4
Apr. 12	Florida	L	2-6
Apr. 16	South Florida	W	8-4
Apr. 17	South Florida	W	5-0
Apr. 19	at Georgia State	W	8-3
Apr. 20	at Furman	W	14-2
Apr. 21	at Furman	W	11-10
Apr. 23	at Georgia Tech	L	3-4
Apr. 24	at Georgia Tech	L	2-8
Apr. 26	at Valdosta State	L	0-2
Apr. 28	at Florida	L	2-4
May 3	Edward Waters	W	23-4
May 4	Edward Waters	W	20-0
May 8	at Stetson	L	3-7
May 10	Stetson	W	1-0
May 10	Valdosta State	W	5-3
May 14	Georgia Tech	W	12-8
May 15	Georgia Tech	W	7-1

% Dolphin Classic - Jacksonville, Fla.

1972

RECORD: 36-14

HEAD COACH: BARRY MYERS
NCAA TOURNAMENT PARTICIPANTS
11TH, COLLEGIATE BASEBALL

Feb. 25	at Miami	W	8-5
Feb. 26	at Miami	L	3-8
Mar. 1	at Florida Tech	W	13-1
Mar. 2	at Florida Tech	W	8-0
Mar. 10	Austin Peay	W	10-1
Mar. 11	Marshall	W	8-3
Mar. 13	Eastern Kentucky	W	5-3
Mar. 14	Eastern Kentucky	W	11-3
Mar. 15	Austin Peay	W	8-4
Mar. 17	Pennsylvania	W	14-2
Mar. 18	Pennsylvania	W	6-1
Mar. 20	%S. Illinois	W	5-2
Mar. 21	%S. Illinois	W	7-1
Mar. 22	%Duke	W	12-1
Mar. 23	%Kent State	W	10-7
Mar. 24	%Navy	W	3-2
Mar. 25	%Navy	W	13-0
Mar. 25	%Navy	W	18-2
Mar. 27	%W. Michigan	L	0-3
Mar. 30	%Wayne State	W	3-2
Mar. 31	%Wayne State	W	4-0
Apr. 1	%Wayne State	W	7-6
Apr. 2	Virginia	W	13-10
Apr. 4	Olivet	W	2-0
Apr. 5	at Rollins	W	14-2
Apr. 7	Florida State	W	7-2
Apr. 8	Florida State	W	5-4
Apr. 11	Stetson	L	2-3
Apr. 14	Rollins	W	17-7
Apr. 17	at Auburn	W	6-2
Apr. 18	at Auburn	W	5-2

Apr. 19	at Columbus	L	6-7
Apr. 20	at Columbus	W	14-0
Apr. 21	at Georgia Tech	W	6-2
Apr. 24	at Georgia Southern	L	2-3
Apr. 25	at Georgia Southern	L	2-3
Apr. 29	South Alabama	W	11-5
May 2	at Stetson	W	6-5
May 4	at Florida State	W	3-1
May 5	at Florida State	L	5-6
May 7	at South Alabama	L	3-4
May 8	at South Alabama	W	10-4
May 9	Stetson	L	8-15
May 12	Georgia Southern	W	2-1
May 13	Georgia Southern	L	3-6
May 13	Georgia Southern	W	2-1
May 15	at Florida	L	5-6
May 16	Florida	L	0-3
Jun. 1	#Mississippi	L	3-9
Jun. 2	#South Alabama	L	6-9

% Dolphin Classic - Jacksonville, Fla.
NCAA District 3 - Gastonia, N.C.

1973

RECORD: 30-17

HEAD COACH: BARRY MYERS
22ND, COLLEGIATE BASEBALL

Feb. 23	at Miami	L (14)	3-4
Feb. 24	at Miami	L	8-9
Mar. 6	at Florida Tech	W	7-5
Mar. 7	at Rollins	W	7-3
Mar. 10	North Carolina	W	4-3
Mar. 11	North Carolina	L	1-5
Mar. 12	at The Citadel	W (12)	6-5
Mar. 13	at The Citadel	W	2-0
Mar. 15	%Auburn	L	1-3
Mar. 16	%Auburn	L	5-7
Mar. 16	%Middle Tenn. St.	W	12-9
Mar. 17	%Pennsylvania	W	22-10
Mar. 18	%Pennsylvania	W	11-5
Mar. 18	%Akron	W	10-4
Mar. 19	%Akron	W	10-8
Mar. 20	%Akron	W	14-2
Mar. 21	%Ohio	W	15-9
Mar. 22	%Akron	W	10-1
Mar. 23	%Ohio	L	3-8
Mar. 25	%Wayne State	W	12-7
Mar. 26	%Wayne State	L	6-13
Mar. 27	%Columbus	L	0-2
Apr. 1	%Navy	W	10-2
Apr. 1	%Navy	W	6-2
Apr. 4	at Florida	L	1-10
Apr. 7	W. Connecticut	W	6-1
Apr. 9	Cumberland	W	11-1
Apr. 9	Cumberland	W	9-4
Apr. 10	Rollins	W	17-7
Apr. 11	Ashland	L	5-6
Apr. 12	Ashland	W	19-8
Apr. 13	Florida	L	3-8
Apr. 19	Tampa	W	8-0
Apr. 20	Tampa	W	7-1
Apr. 23	at Georgia Southern	W	9-3
Apr. 23	at Georgia Southern	L	12-13
Apr. 24	at Georgia Southern	L	2-9
Apr. 25	at Florida State	W	12-6
Apr. 26	at Florida State	L	4-7
Apr. 26	at Florida State	L	5-6
May 4	Miami	W	4-3
May 5	Miami	L	3-15
May 7	at Stetson	W	5-4
May 8	at Stetson	W	8-2
May 9	Stetson	W	2-1

1973, continued...

May 11	Georgia SouthernW	11-10
May 12	Georgia SouthernL	6-8

% Dolphin Classic - Jacksonville, Fla.

1974

RECORD: 19-36

HEAD COACH: JACK LAMABE

Feb. 22	at MiamiL	2-3
Feb. 23	at MiamiL	8-9
Feb. 27	Florida StateW	2-0
Feb. 27	Florida StateL	4-5
Feb. 28	Florida StateL	2-3
Mar. 2	VirginiaW	12-10
Mar. 3	TempleL	6-5
Mar. 3	VirginiaL	0-10
Mar. 7	TempleL	2-8
Mar. 11	Memphis StateL	0-2
Mar. 12	Memphis StateL	2-5
Mar. 13	Middle Tenn.W	5-1
Mar. 14	Middle Tenn.L	1-7
Mar. 15	PennL	(10) 5-8
Mar. 16	PennL	(10) 5-8
Mar. 17	CincinnatiW	(8) 4-3
Mar. 18	AuburnL	3-23
Mar. 19	AuburnW	6-5
Mar. 20	AuburnW	8-6
Mar. 21	OhioL	(11) 9-11
Mar. 22	OhioL	2-8
Mar. 23	HowardW	7-0
Mar. 24	Wayne StateL	4-8
Mar. 27	W. MichiganL	2-7
Mar. 27	W. MichiganW	5-0
Mar. 28	Wayne StateW	6-3
Mar. 29	W. MichiganL	3-7
Mar. 30	Wayne StateL	4-10
Mar. 31	Fairleigh DickinsonL	6-14
Mar. 31	Fairleigh DickinsonW	10-5
Apr. 1	Fairleigh DickinsonL	11-14
Apr. 1	Fairleigh DickinsonL	4-7
Apr. 3	at Florida TechW	9-5
Apr. 8	TampaW	11-3
Apr. 9	at StetsonL	2-5
Apr. 10	RollinsW	7-6
Apr. 11	Florida TechL	3-11
Apr. 13	Florida Int'lL	5-8
Apr. 14	Florida Int'lW	5-2
Apr. 21	at ColumbusL	7-16
Apr. 22	at AuburnL	1-2
Apr. 23	at Georgia SouthernW	5-0
Apr. 24	at Georgia SouthernL	0-9
Apr. 27	South AlabamaW	17-5
Apr. 28	South AlabamaL	5-9
Apr. 29	at RollinsL	4-5
Apr. 30	at FloridaL	4-10
May 2	Georgia SouthernL	5-10
May 2	Georgia SouthernL	1-4
May 3	Georgia SouthernL	4-13
May 6	FloridaW	9-5
May 11	at South AlabamaL	7-13
May 12	at South AlabamaL	3-16
May 15	at Florida StateL	2-9
May 16	at Florida StateL	6-7

1975

RECORD: 21-35

HEAD COACH: JACK LAMABE

Feb. 28	at MiamiL	0-1
Mar. 1	at MiamiL	1-19

Mar. 2	at Florida Int'lL	2-10
Mar. 6	at Florida StateL	4-6
Mar. 6	at Florida StateL	3-12
Mar. 7	at Florida StateL	0-8
Mar. 8	VirginiaL	0-10
Mar. 9	VirginiaL	2-5
Mar. 10	W. Liberty StateW	9-3
Mar. 12	Georgia SouthernW	3-0
Mar. 13	Georgia SouthernL	5-6
Mar. 14	PennsylvaniaW	3-2
Mar. 15	PennsylvaniaL	7-8
Mar. 16	TempleL	2-5
Mar. 22	Fairleigh Dickinson ...W	12-3
Mar. 23	Indiana (Pa.)W	10-9
Mar. 23	Indiana (Pa.)L	1-3
Mar. 24	LafayetteL	6-7
Mar. 25	LafayetteL	8-10
Mar. 26	%Fairleigh Dickinson...W	1-0
Mar. 26	%Fairleigh Dickinson ...L	1-6
Mar. 28	%Wayne StateW	3-2
Mar. 28	%Fairleigh Dickinson ...W	3-0
Mar. 29	%Fairleigh Dickinson ...L	0-3
Mar. 29	%Wayne StateW	3-0
Mar. 30	%St. John'sW	8-6
Mar. 30	%Wayne StateW	10-5
Mar. 31	%Wayne StateW	11-4
Mar. 31	AuburnW	2-1
Apr. 1	AuburnW	4-3
Apr. 2	Wayne StateW	4-2
Apr. 3	Wayne StateL	9-12
Apr. 4	Wayne StateL	2-3
Apr. 5	StetsonL	1-4
Apr. 5	StetsonL	2-9
Apr. 8	at FloridaL	4-12
Apr. 9	at RollinsW	5-4
Apr. 12	St. LeoL	1-4
Apr. 13	Florida TechW	(13) 4-3
Apr. 22	Florida StateL	0-4
Apr. 23	Florida StateW	2-1
Apr. 26	South AlabamaL	2-11
Apr. 27	South AlabamaW	4-3
Apr. 28	at Florida TechL	(11) 5-6
Apr. 29	at StetsonL	2-5
Apr. 30	RollinsL	3-11
May 1	at South AlabamaW	6-1
May 1	at South AlabamaL	2-3
May 2	at South AlabamaL	2-3
May 6	MiamiL	0-5
May 7	MiamiL	2-1
May 9	at South CarolinaL	0-4
May 10	at South CarolinaL	1-8
May 11	at Georgia SouthernL	4-5
May 11	at Georgia SouthernW	8-6
May 12	at Georgia SouthernL	2-4

% Dolphin Classic - Jacksonville, Fla.

1976

RECORD: 45-14

HEAD COACH: JACK LAMABE
NCAA REGIONAL PARTICIPANTS
9TH, COLLEGIATE BASEBALL

Feb. 26	Coastal CarolinaW	12-3
Feb. 28	South Carolina-Aiken...W	9-2
Feb. 28	South Carolina-Aiken...W	7-1
Mar. 1	FurmanW	2-0
Mar. 1	FurmanW	3-0
Mar. 2	SW Louisiana.....W	8-0
Mar. 3	CampbellW	13-1
Mar. 4	CampbellW	4-3
Mar. 5	Florida InstituteW	13-1

Mar. 5	Florida InstituteW	5-1
Mar. 7	TempleW	17-8
Mar. 8	WabashW	5-0
Mar. 8	West LibertyW	4-0
Mar. 10	W. KentuckyW	6-5
Mar. 11	W. KentuckyW	6-5
Mar. 12	at Florida InstituteW	15-2
Mar. 12	at Florida InstituteW	13-0
Mar. 13	ColumbiaW	8-3
Mar. 15	South CarolinaW	11-3
Mar. 18	AshlandL	3-4
Mar. 19	ClemsonW	16-2
Mar. 19	GlassboroW	13-6
Mar. 20	HowardW	7-5
Mar. 24	at Florida StateL	5-21
Mar. 24	at Florida StateL	5-6
Mar. 27	ColbyW	10-2
Mar. 27	PennsylvaniaW	(11) 3-2
Mar. 29	Wayne StateW	4-0
Mar. 29	Wayne StateW	8-2
Mar. 30	Wayne StateW	11-5
Mar. 31	Wayne StateW	11-9
Apr. 5	RollinsW	8-7
Apr. 7	at FloridaL	2-3
Apr. 8	Florida StateL	1-6
Apr. 9	Florida StateW	6-2
Apr. 10	at Georgia Southern ...L	1-6
Apr. 11	at Georgia Southern ...W	11-7
Apr. 14	Florida TechW	3-1
Apr. 15	NiagaraW	6-3
Apr. 16	StetsonL	0-7
Apr. 17	at StetsonW	6-3
Apr. 22	MiamiL	4-7
Apr. 23	MiamiW	2-0
Apr. 24	Georgia SouthernW	6-3
Apr. 24	Georgia SouthernW	3-2
Apr. 25	Georgia SouthernW	8-6
Apr. 28	FloridaW	(11) 5-4
Apr. 29	South AlabamaL	3-10
Apr. 29	South AlabamaW	7-3
Apr. 30	South AlabamaL	3-5
May 1	Florida Int'lW	13-9
May 3	at RollinsL	(15) 3-4
May 4	at Florida TechW	9-2
May 8	at South AlabamaL	2-6
May 9	at South AlabamaW	10-9
May 22	at Florida StateL	1-6
May 23	#Middle Tenn. St.W	8-5
May 24	#at Florida StateW	9-7
May 25	#AuburnL	5-7

NCAA South Regional - Tallahassee, Fla.

1977

RECORD: 38-23

HEAD COACH: JACK LAMABE

Feb. 19	West LibertyW	8-7
Feb. 19	West LibertyW	17-4
Feb. 20	West LibertyL	9-17
Feb. 20	West LibertyW	13-2
Feb. 21	West LibertyW	13-8
Feb. 22	West LibertyW	13-3
Feb. 24	AuburnW	1-0
Feb. 24	AuburnL	2-3
Mar. 1	at Florida StateL	1-12
Mar. 2	at Florida StateL	0-4
Mar. 7	WabashW	19-1
Mar. 7	WabashW	8-1
Mar. 8	Troy StateW	4-1
Mar. 8	Troy StateL	1-2
Mar. 9	Slippery RockW	13-4

Mar. 12	North CarolinaW	4-2
Mar. 13	HowardW	4-1
Mar. 14	AdelphiW	5-3
Mar. 14	AdelphiW	6-2
Mar. 16	AshlandL	5-9
Mar. 17	Coastal CarolinaW	4-0
Mar. 19	MaloneW	7-6
Mar. 19	PennsylvaniaL	5-9
Mar. 20	PennsylvaniaW	22-12
Mar. 20	BellarmineW	7-0
Mar. 22	Florida StateL	5-9
Mar. 23	Florida StateW	10-8
Mar. 24	AkronW	12-4
Mar. 25	AkronW	19-2
Mar. 26	ColbyW	2-1
Mar. 26	ColbyW	6-0
Mar. 28	Wayne StateW	16-3
Mar. 30	M.I.T.W	2-1
Mar. 30	Wayne StateW	8-3
Mar. 31	Wayne StateL	2-3
Mar. 31	Wayne StateW	7-6
Apr. 2	at MiamiL	3-11
Apr. 3	at MiamiW	6-3
Apr. 4	at Florida Int'lW	9-6
Apr. 4	at Florida Int'lW	8-0
Apr. 6	GreenvilleW	6-1
Apr. 6	GreenvilleW	8-4
Apr. 9	at South CarolinaW	3-1
Apr. 9	at South CarolinaL	2-4
Apr. 16	at StetsonL	2-3
Apr. 16	at StetsonL	2-5
Apr. 23	StetsonL	3-5
Apr. 26	at FloridaL	10-21
Apr. 27	at Georgia Southern ...W	3-0
Apr. 27	at Georgia Southern ...L	3-8
Apr. 28	at Georgia Southern ...L	4-10
Apr. 30	South AlabamaW	6-3
May 1	South AlabamaL	1-3
May 2	Georgia SouthernL	0-1
May 3	Georgia SouthernW	7-1
May 4	FloridaL	1-6
May 7	South FloridaW	3-1
May 8	South FloridaL	5-8
May 14	at South AlabamaW	9-7
May 14	at South AlabamaL	0-11
May 15	at South AlabamaL	12-13

1978

RECORD: 35-28

HEAD COACH: JACK LAMABE

Feb. 23	MercerW	18-5
Feb. 26	%Ball StateW	4-2
Feb. 26	%Ohio NorthernW	4-3
Feb. 28	at Florida TechL	5-7
Mar. 3	at MiamiL	5-7
Mar. 3	at MiamiL	1-3
Mar. 4	at MiamiW	5-4
Mar. 7	FloridaW	1-0
Mar. 10	at RollinsW	9-5
Mar. 11	MontreatW	4-3
Mar. 12	PennsylvaniaW	10-9
Mar. 13	PennsylvaniaL	7-9
Mar. 14	South CarolinaW	6-3
Mar. 14	South CarolinaL	1-3
Mar. 17	MarylandW	18-11
Mar. 18	MarylandW	5-0
Mar. 19	Georgia SouthernL	5-17
Mar. 20	Georgia SouthernW	4-3
Mar. 21	KentuckyW	12-7
Mar. 21	YaleW	7-5
Mar. 22	YaleW	5-0

1978, continued...

Mar. 23	WittenbergW	3-2
Mar. 23	SienaW	19-9
Mar. 24	AkronW	12-0
Mar. 24	AshlandW	11-6
Mar. 25	TrinityW	15-2
Mar. 25	HowardL	4-6
Mar. 26	ColbyL	1-3
Mar. 26	HowardL	9-13
Mar. 27	%HarvardL	7-8
Mar. 28	Wayne StateW	7-5
Mar. 29	Wayne StateW	9-6
Mar. 30	DenisonW	14-2
Mar. 30	M.I.T.W	12-3
Mar. 31	DenisonW	10-5
Mar. 31	Wayne StateL	9-10
Apr. 1	ColbyW	8-0
Apr. 1	ColbyW	5-0
Apr. 4	RollinsW	14-7
Apr. 5	South AlabamaL	3-8
Apr. 5	South AlabamaW	7-4
Apr. 8	Florida StateW	4-3
Apr. 9	Florida StateL	5-11
Apr. 11	at Florida StateL	9-11
Apr. 12	at Florida StateL	6-11
Apr. 16	at FloridaL	4-6
Apr. 20	Florida Int'lW	19-5
Apr. 21	Florida Int'lL	4-6
Apr. 22	StetsonW	4-1
Apr. 22	StetsonL	4-9
Apr. 23	Troy StateL	1-3
Apr. 23	Troy StateW	2-1
Apr. 24	at Georgia SouthernL	3-5
Apr. 25	at Georgia SouthernL	1-3
Apr. 28	*New OrleansL	2-3
Apr. 29	*at South AlabamaL	7-9
May 1	South AlabamaL	9-10
May 2	Troy StateL	2-7
May 2	Troy StateW	9-8
May 6	StetsonL	0-4
May 7	South FloridaL	0-8
May 8	South FloridaW	9-4
May 11	MiamiW	6-3
May 12	MiamiL	6-7

%at Sanford, Fla.

*Sun Belt Conference Tourney - Mobile, Ala.

1979

RECORD: 29-24-1

HEAD COACH: TOM BRADLEY

Feb. 24	at GeorgiaL	1-6
Mar. 1	at MercerW	4-0
Mar. 2	at FloridaL	4-10
Mar. 3	at UCFL	3-5
Mar. 3	at UCFL	1-4
Mar. 6	Rose HulmanW	12-3
Mar. 7	at MiamiW	6-0
Mar. 8	at MiamiL	14-18
Mar. 9	Coastal CarolinaW	7-0
Mar. 10	PennsylvaniaW	16-11
Mar. 11	W. KentuckyL	5-13
Mar. 11	PennsylvaniaW	13-12
Mar. 12	HeidelbergW	16-7
Mar. 14	RochesterW	14-4
Mar. 15	MarionW	12-0
Mar. 16	AmericanW	8-1
Mar. 17	Florida StateL	3-8
Mar. 18	Florida StateL	8-21
Mar. 19	WittenbergL	5-9
Mar. 20	EarlhamW	25-1
Mar. 21	AshlandW	6-3

Mar. 22	at Valdosta StateL	3-11
Mar. 23	at Georgia StateW	7-6
Mar. 24	at Georgia StateL	14-16
Mar. 24	at Georgia SouthernW	13-1
Mar. 25	at Georgia SouthernL	8-9
Mar. 25	at Georgia SouthernL	4-10
Mar. 26	DenisonW	21-4
Mar. 27	Wayne StateW	7-3
Mar. 28	AkronL	4-23
Mar. 29	Wayne StateL	5-7
Mar. 30	AkronW	4-2
Mar. 31	ColbyW	7-6
Mar. 31	Wayne StateW	12-2
Apr. 1	Florida Int'lL	2-4
Apr. 1	Florida Int'lW	3-0
Apr. 2	MiamiL	0-5
Apr. 3	MiamiL	0-14
Apr. 7	HowardW	10-1
Apr. 8	Valdosta StateW	6-1
Apr. 10	FloridaW	2-1
Apr. 12	WestminsterW	8-1
Apr. 12	WestminsterW	9-2
Apr. 15	HowardW	2-0
Apr. 17	at StetsonT	7-7
Apr. 18	at Florida StateL	0-3
Apr. 19	at Florida StateW	10-9
Apr. 24	Georgia SouthernL	9-10
Apr. 25	Georgia SouthernW	6-1
Apr. 28	South AlabamaL	2-10
Apr. 29	South AlabamaL	1-4
May 1	StetsonW	3-2
May 5	*Georgia StateL	6-8
May 6	*at South FloridaL	5-11

*Sun Belt Conference Tourney - Tampa, Fla.

1980

RECORD: 23-33

HEAD COACH: TOM BRADLEY

Feb. 18	MiamiL	1-5
Feb. 19	MiamiW	7-6
Feb. 19	MiamiL	0-4
Feb. 29	at FlaglerL	0-1
Mar. 1	North CarolinaW	11-6
Mar. 4	Florida StateL	4-8
Mar. 5	Florida StateL	8-17
Mar. 5	Florida StateL	3-14
Mar. 6	WalshW	8-0
Mar. 6	WalshW	12-3
Mar. 8	PennsylvaniaW	14-8
Mar. 9	PennsylvaniaW	8-3
Mar. 15	at UCFL	4-5
Mar. 16	at Florida SouthernL	3-4
Mar. 17	BellarminoW	6-0
Mar. 18	KentuckyL (15)	2-4
Mar. 19	KentuckyW	5-4
Mar. 20	WittenburgW	19-8
Mar. 21	BellarminoW	24-2
Mar. 22	Georgia SouthernL	2-5
Mar. 23	Georgia SouthernW	4-3
Mar. 24	AshlandW	15-2
Mar. 25	DenisonW	33-1
Mar. 26	AshlandW	16-7
Mar. 27	AshlandW	10-7
Mar. 29	at MiamiL	5-8
Mar. 29	at MiamiL	5-12
Mar. 30	at MiamiL	2-14
Mar. 31	at Florida Int'lL	2-9
Apr. 2	DefianceW	7-4
Apr. 3	Albany StateW	8-6
Apr. 5	at Florida StateL (10)	6-7
Apr. 5	at Florida StateL	3-15

Apr. 6	at Florida StateL	1-5
Apr. 9	at FloridaL	4-8
Apr. 11	Georgia StateL	3-5
Apr. 11	Georgia StateL	2-7
Apr. 15	FlaglerL	10-13
Apr. 17	FlaglerW	7-2
Apr. 19	at StetsonL	6-10
Apr. 21	at Georgia SouthernL	5-10
Apr. 21	at Georgia SouthernL	5-6
Apr. 22	at Georgia SouthernL	3-14
Apr. 23	at Georgia StateW	18-13
Apr. 24	at Georgia StateW	19-7
Apr. 25	at MercerW	14-3
Apr. 28	at FlaglerL	4-11
Apr. 29	StetsonL	5-10
Apr. 29	StetsonW	8-6
May 3	FloridaL	3-17
May 4	Valdosta StateL	4-5
May 4	Valdosta StateL	3-4
May 7	UCFL	2-9
May	*VCUW	5-4
May 9	*at South AlabamaL	4-7
May 10	*UABL	7-10

*Sun Belt Conference Tourney - Mobile, Ala.

1981

RECORD: 28-30

HEAD COACH: TOM BRADLEY

Feb. 20	North CarolinaL	15-31
Feb. 21	North CarolinaW	3-2
Feb. 21	North CarolinaL	3-5
Feb. 24	FlaglerW	8-6
Feb. 27	Georgia SouthernL	2-3
Feb. 28	South Carolina-AikenL	7-9
Mar. 1	Georgia SouthernL	5-10
Mar. 1	Georgia SouthernL	5-10
Mar. 3	Florida StateL	5-17
Mar. 4	Florida StateW	10-9
Mar. 5	Liberty BaptistW	6-5
Mar. 6	Liberty BaptistL	14-18
Mar. 8	James MadisonW	8-5
Mar. 8	James MadisonW	5-2
Mar. 9	James MadisonW	13-5
Mar. 10	James MadisonW	11-10
Mar. 13	E. KentuckyW	10-9
Mar. 14	at E. KentuckyL	10-11
Mar. 14	South FloridaL	5-9
Mar. 15	South FloridaW	11-2
Mar. 15	South FloridaW	17-13
Mar. 17	UABW	8-3
Mar. 18	UABL	10-20
Mar. 19	AndersonL	6-10
Mar. 20	Glassboro StateW	20-6
Mar. 21	South AlabamaW	4-3
Mar. 21	South AlabamaL	3-9
Mar. 23	OhioW	5-1
Mar. 24	DenisonW	15-3
Mar. 25	UCFW	9-5
Mar. 26	FlaglerW	10-4
Mar. 28	South AlabamaL	2-5
Mar. 28	South AlabamaL	1-13
Mar. 29	at South AlabamaL	3-5
Apr. 1	at FlaglerL	3-5
Apr. 3	at MiamiL	0-1
Apr. 3	at MiamiL	0-4
Apr. 4	at MiamiL	6-9
Apr. 5	at Florida Int'lW	7-5
Apr. 7	at Florida StateL	7-8
Apr. 7	at Florida StateL	0-7
Apr. 10	at Georgia SouthernW	11-7
Apr. 11	at Georgia SouthernW	11-9

Apr. 13	Louisiana StateL	6-9
Apr. 14	Valdosta StateW	14-8
Apr. 15	Louisiana StateW	7-1
Apr. 16	Louisiana StateW	9-8
Apr. 17	Florida A&MW	14-6
Apr. 18	at StetsonL	2-4
Apr. 20	at UCFL	7-14
Apr. 24	StetsonW	12-9
Apr. 27	at FloridaL	5-11
Apr. 29	at Valdosta StateL	13-14
Apr. 30	FloridaL	5-12
May 2	South FloridaL	0-8
May 2	at South FloridaL	2-8
May 3	at South FloridaW	4-3
May 6	at FlaglerW	6-4

1982

RECORD: 39-20

HEAD COACH: TOM BRADLEY

Feb. 25	at Bethune-CookmanW	1-0
Feb. 25	at Bethune-CookmanW	4-3
Feb. 27	St. LeoL	1-2
Feb. 27	St. LeoW	7-3
Mar. 1	Liberty BaptistW	6-0
Mar. 2	Liberty BaptistW	13-10
Mar. 2	Liberty BaptistW	19-5
Mar. 4	KentuckyW	11-4
Mar. 5	at Georgia SouthernW	8-7
Mar. 6	at Georgia SouthernW	8-7
Mar. 6	at Georgia SouthernW	9-0
Mar. 7	MarianW	20-7
Mar. 8	WalshW	13-2
Mar. 9	VMIW	9-2
Mar. 9	VMIW	9-0
Mar. 10	MaloneW	7-1
Mar. 13	at South AlabamaL	3-7
Mar. 13	at South AlabamaW	7-1
Mar. 14	at South AlabamaL	1-5
Mar. 15	EarlhamW	25-7
Mar. 16	Florida SouthernL	7-10
Mar. 17	Florida StateW	12-6
Mar. 18	Florida StateW	12-6
Mar. 19	Central St. (Ohio)W	40-2
Mar. 20	WittenbergW	7-1
Mar. 20	AkronW	23-4
Mar. 21	Central StateW	14-4
Mar. 22	Central StateW	16-0
Mar. 23	WittenbergW	16-1
Mar. 25	Ohio WesleyanW	3-0
Mar. 26	WittenbergW	7-0
Mar. 27	South AlabamaW	7-2
Mar. 27	South AlabamaW	5-4
Mar. 28	South AlabamaW	10-8
Mar. 30	at StetsonL	1-10
Mar. 30	at StetsonL	0-7
Apr. 2	at FlaglerW	2-0
Apr. 3	Georgia SouthernW	11-5
Apr. 3	Georgia SouthernW	10-8
Apr. 5	at FloridaL	7-10
Apr. 6	at Florida A&MW	10-9
Apr. 7	at Florida StateW	7-4
Apr. 7	at Florida StateL	7-10
Apr. 10	at South FloridaL	3-4
Apr. 10	at South FloridaL	2-6
Apr. 11	at South FloridaL	0-3
Apr. 14	Bethune-CookmanW	6-3
Apr. 14	Bethune-CookmanW	10-1
Apr. 15	FlaglerW	12-1
Apr. 19	StetsonL	5-9
Apr. 19	StetsonW	4-3
Apr. 20	FlaglerW	9-1
Apr. 22	FloridaW	18-10

1982, continued...

Apr. 25	Valdosta State	L	5-6
Apr. 26	at Flagler	W	7-1
Apr. 28	at Valdosta State	L	5-9
Apr. 30	South Florida	L	1-5
Apr. 30	South Florida	L	2-5
May 1	South Florida	L	1-8
May 2	at St. Leo	L	1-7

1983

RECORD: 38-19

HEAD COACH: TOM BRADLEY

Feb. 15	at Florida	L	2-4
Feb. 16	at Florida Southern	L	2-17
Feb. 20	at St. Leo	W	8-6
Feb. 22	Valdosta State	L	15-17
Feb. 25	St. Leo	W	10-9
Feb. 26	Bethune-Cookman	W	5-4
Feb. 26	Bethune-Cookman	L	0-6
Feb. 28	Rio Grande	W	22-5
Mar. 1	Florida	W	9-5
Mar. 2	Rio Grande	W	22-7
Mar. 4	at Georgia Southern	L	5-7
Mar. 5	at Georgia Southern	W	15-13
Mar. 6	Alma	W	11-1
Mar. 7	Marian	W	26-7
Mar. 12	Old Dominion	W	11-5
Mar. 12	Old Dominion	L	15-30
Mar. 13	Old Dominion	W	11-5
Mar. 14	Earlham	W	8-0
Mar. 17	South Carolina	W	4-0
Mar. 18	Malone	W	21-6
Mar. 19	VCU	W	14-10
Mar. 19	VCU	W	13-4
Mar. 20	VCU	W	13-1
Mar. 21	Akron	W	16-10
Mar. 22	Georgia State	W	10-5
Mar. 23	Georgia State	W	11-4
Mar. 24	Denison	W	20-3
Mar. 25	Akron	L	5-8
Mar. 27	UNC-Charlotte	L	1-3
Mar. 27	UNC-Charlotte	W	7-6
Mar. 28	Ashland	W	19-5
Mar. 30	Stetson	W	6-5
Mar. 30	Stetson	W	10-2
Apr. 1	Florida Int'l	L	7-8
Apr. 2	Florida Int'l	W	11-7
Apr. 3	Florida Int'l	W	6-5
Apr. 4	Florida State	W	5-2
Apr. 5	Florida State	W	9-7
Apr. 7	Flagler	W	11-7
Apr. 9	at UNC-Charlotte	L	3-9
Apr. 9	at UNC-Charlotte	W	7-3
Apr. 10	at UNC-Charlotte	L	9-10
Apr. 13	at Florida State	L	1-7
Apr. 14	at Florida State	L	2-7
Apr. 25	at VCU	W	11-7
Apr. 25	at VCU	W	8-0
Apr. 26	at VCU	W	14-3
Apr. 30	at Old Dominion	L	4-12
Apr. 30	at Old Dominion	L	6-14
May 1	at Old Dominion	W	17-15
May 3	at Flagler	W	15-2
May 4	at Stetson	L	8-14
May 7	Georgia Southern	W	13-1
May 8	Georgia Southern	W	9-3
May 8	Georgia Southern	L	1-2
May 13	*South Alabama	L	7-8
May 14	*UAB	L	5-11

*Sun Belt Conference Tourney - Norfolk, Va.

1984

RECORD: 39-20

HEAD COACH: TOM BRADLEY

Feb. 15	Florida	W	4-3
Feb. 17	at St. Leo	W	6-3
Feb. 21	at Florida State	L	0-4
Feb. 22	at Florida State	L	3-13
Feb. 25	St. Leo	L	13-16
Feb. 25	St. Leo	L	6-8
Feb. 27	at Florida	W	8-6
Mar. 2	at Florida Int'l	L	4-8
May 3	at Florida Int'l	W	5-0
May 4	at Florida Int'l	W	12-5
May 6	VCU	L	2-3
May 7	VCU	W	13-1
May 9	Butler	W	18-7
May 10	Old Dominion	W	5-4
May 11	Old Dominion	W	4-1
May 11	Old Dominion	W	3-2
May 12	Ohio Dominican	W	14-3
May 13	Florida Southern	W	8-6
May 14	Malone	W	8-2
May 15	Florida A&M	W	19-3
May 16	Mercer	W	7-4
May 17	Sacred Heart	W	4-2
May 18	Princeton	W	3-1
May 20	Cleveland State	L	6-12
May 21	Huntington	W	23-0
May 22	Ashland	W	21-1
May 24	Cleveland State	L	6-7
May 24	UNC-Charlotte	W	6-0
May 24	UNC-Charlotte	W	4-2
Mar. 25	UNC-Charlotte	L	19-21
Mar. 26	Akron	W	13-7
Mar. 27	Akron	W	35-24
Mar. 29	at South Carolina	W	10-9
Mar. 30	at UNC-Charlotte	L	2-11
Mar. 30	at UNC-Charlotte	L	3-4
Mar. 31	at UNC-Charlotte	L	2-3
Apr. 5	Florida State	W	10-2
Apr. 6	Florida State	W	10-8
Apr. 8	at VCU	W	4-0
Apr. 8	at VCU	W	3-0
Apr. 9	at VCU	W	3-2
Apr. 12	at Old Dominion	L	1-3
Apr. 13	at Old Dominion	L	3-4
Apr. 14	at Old Dominion	L	0-7
Apr. 17	Stetson	W	9-2
Apr. 17	Stetson	L	3-22
Apr. 18	Valdosta State	W	20-12
Apr. 19	Bethune-Cookman	W	11-3
Apr. 19	Bethune-Cookman	W	15-0
Apr. 21	at Stetson	W	4-0
Apr. 21	at Stetson	L	4-5
Apr. 30	at Flagler	L	6-8
May 1	at Georgia Southern	W	17-6
May 2	at Georgia Southern	W	14-6
May 2	at Georgia Southern	L	3-4
May 5	Flagler	W	4-3
May 6	Georgia Southern	W	5-3
May 7	Georgia Southern	W	10-3
May 8	at Valdosta State	L	2-7

1985

RECORD: 41-28-1

HEAD COACH: TOM BRADLEY

Feb. 8	Florida A&M	W	14-4
Feb. 8	Florida A&M	W	12-2
Feb. 15	Florida Southern	W	12-5
Feb. 16	Georgia	W	8-5
Feb. 17	Georgia	L	3-12

Feb. 20	at Florida Southern	L	1-2
Feb. 22	at Florida	L	4-5
Feb. 24	St. Leo	W	22-6
Feb. 25	St. Leo	W	21-11
Feb. 28	Stetson	L	6-10
Feb. 28	Stetson	L	0-5
Mar. 1	Alma	W	9-2
Mar. 3	at St. Leo	L	7-18
Mar. 3	at St. Leo	T	6-6
Mar. 4	Pennsylvania	W	15-7
Mar. 5	Florida State	L	0-12
Mar. 6	Florida State	L	6-25
Mar. 7	Florida Atlantic	L	6-7
Mar. 9	Xavier	W	4-1
Mar. 10	UCF	L	4-8
Mar. 10	UCF	W	13-4
Mar. 11	Bowling Green	W	11-1
Mar. 12	Ohio Dominican	W	18-5
Mar. 13	Geneva	W	12-3
Mar. 15	VCU	W	7-0
Mar. 15	VCU	W	14-3
Mar. 16	VCU	L	3-12
Mar. 18	Illinois-Chicago	W	15-3
Mar. 19	Florida	L	3-9
Mar. 20	Yale	W	9-5
Mar. 23	UNC-Charlotte	L	4-17
Mar. 24	UNC-Charlotte	W	10-6
Mar. 24	UNC-Charlotte	W	17-10
Mar. 25	Akron	L	8-9
Mar. 26	Akron	W	11-9
Mar. 27	Cleveland State	W	2-1
Mar. 28	Akron	W	23-11
Mar. 30	at UNC-Charlotte	L	2-5
Mar. 30	at UNC-Charlotte	W	6-3
Mar. 31	at UNC-Charlotte	L	4-10
Apr. 2	Florida A&M	W	19-4
Apr. 3	at Florida State	W	7-5
Apr. 4	at Florida State	L	9-18
Apr. 6	at VCU	W	13-4
Apr. 7	at VCU	W	12-8
Apr. 8	at VCU	W	5-4
Apr. 11	at Old Dominion	W	8-1
Apr. 12	at Old Dominion	L	2-5
Apr. 12	at Old Dominion	L	2-5
Apr. 16	at UCF	L	10-12
Apr. 16	UCF	L	4-5
Apr. 17	Valdosta State	W	7-5
Apr. 19	Old Dominion	L	2-12
Apr. 19	Old Dominion	W	4-3
Apr. 20	Old Dominion	L	5-6
Apr. 29	Flagler	W	6-5
Apr. 30	at Georgia Southern	L	5-16
May 1	at Georgia Southern	W	10-1
May 2	at Armstrong State	W	5-1
May 3	at Stetson	W	(10) 7-6
May 3	at Stetson	L	5-11
May 4	at Flagler	W	6-1
May 6	at Valdosta State	L	10-12
May 4	Armstrong State	W	8-7
May 9	Georgia Southern	W	8-6
May 9	Georgia Southern	W	6-4
May 10	Georgia Southern	W	8-7
May 12	*W. Kentucky	W	11-10
May 13	*at Old Dominion	L	3-7
May 14	*W. Kentucky	L	4-7

*Sun Belt Conference Tourney - Norfolk, Va.

1986

RECORD: 38-26

HEAD COACH: TOM BRADLEY

Feb. 15	Georgia	W	8-5
Feb. 16	Georgia	W	10-8
Feb. 18	at Georgia Southern	L	3-10
Feb. 18	at Georgia Southern	W	9-7
Feb. 19	at Georgia Southern	L	6-10
Feb. 24	Stetson	W	10-3
Feb. 24	Stetson	L	5-9
Feb. 27	Valdosta State	L	10-15
Mar. 2	Davidson	L	12-13
Mar. 3	Davidson	W	10-8
Mar. 5	Florida Southern	W	10-8
Mar. 5	Florida Southern	L	1-7
Mar. 6	Bethune-Cookman	W	19-0
Mar. 6	Bethune-Cookman	W	7-2
Mar. 8	W. Kentucky	W	10-6
Mar. 9	W. Kentucky	W	(11)12-11
Mar. 10	W. Kentucky	W	11-3
Mar. 11	SW Missouri St.	L	5-7
Mar. 12	SW Missouri St.	W	5-4
Mar. 14	VCU	W	8-3
Mar. 14	VCU	L	10-12
Mar. 15	Wooster	W	13-0
Mar. 19	at Florida	L	4-6
Mar. 22	at UNC-Charlotte	L	5-6
Mar. 22	at UNC-Charlotte	W	6-5
Mar. 23	at UNC-Charlotte	W	(12) 8-7
Mar. 25	at Georgia	L	2-5
Mar. 26	at Georgia	L	2-13
Mar. 28	Akron	W	4-3
Mar. 28	Illinois-Chicago	W	16-7
Mar. 29	UNC-Charlotte	W	3-2
Mar. 29	UNC-Charlotte	W	2-1
Mar. 30	UNC-Charlotte	W	6-2
Apr. 1	Florida	L	2-5
Apr. 3	at Florida State	L	2-9
Apr. 4	at Florida State	W	10-9
Apr. 5	at Florida A&M	W	6-5
Apr. 7	at Armstrong State	W	10-1
Apr. 8	Florida State	L	3-20
Apr. 9	Florida State	W	(10) 11-10
Apr. 11	Old Dominion	W	5-4
Apr. 11	Old Dominion	W	17-7
Apr. 12	Old Dominion	W	13-2
Apr. 14	Florida A&M	W	9-6
Apr. 15	Armstrong State	L	11-12
Apr. 17	at Miami	L	6-11
Apr. 18	at Miami	L	3-10
Apr. 19	at Miami	L	1-12
Apr. 28	at Virginia	L	2-8
Apr. 29	at VCU	W	12-3
Apr. 30	at VCU	L	3-4
Apr. 30	at VCU	L	6-3
May 3	at Old Dominion	W	7-6
May 4	at Old Dominion	W	6-2
May 4	at Old Dominion	L	0-9
May 6	at Stetson	W	9-3
May 6	at Stetson	L	3-4
May 11	at Valdosta State	W	(13)15-14
May 13	*W. Kentucky	L	5-7
May 14	*UAB	W	5-3
May 15	*South Alabama	W	2-1
May 16	*at South Florida	W	10-3
May 17	*Old Dominion	W	9-4
May 18	*at South Florida	L	3-6

*Sun Belt Conference Tourney - Tampa, Fla.

1987

RECORD: 34-25

HEAD COACH: TOM BRADLEY

Feb. 15	at Armstrong State.....W	9-7
Feb. 21	Georgia Tech.....L	1-10
Feb. 23	Georgia.....W	7-6
Feb. 24	Georgia.....L	5-15
Feb. 27	at Florida Southern.....L	4-5
Feb. 28	at South Florida.....L	5-9
Mar. 1	at South Florida.....W	5-4
Mar. 4	at Stetson.....W	7-4
Mar. 4	at Stetson.....L	6-7
Mar. 5	Liberty.....W	4-2
Mar. 6	Methodist.....W	4-3
Mar. 8	VCU.....W	7-4
Mar. 9	VCU.....L	1-5
Mar. 9	VCU.....W	3-2
Mar. 11	Geneva.....W	16-2
Mar. 12	Wilmington.....W	6-1
Mar. 13	UNC-Charlotte.....W	4-0
Mar. 14	UNC-Charlotte.....W	1-0
Mar. 14	UNC-Charlotte.....W	8-5
Mar. 16	Chicago State.....W	27-8
Mar. 17	at Valdosta State.....W	17-12
Mar. 18	Wooster.....W (11)	14-13
Mar. 21	at Georgia Tech.....W	10-5
Mar. 22	at Georgia Tech.....W	12-10
Mar. 23	Akron.....L	4-8
Mar. 24	Akron.....W	9-2
Mar. 25	Akron.....W (6)	19-0
Mar. 27	Old Dominion.....L	1-8
Mar. 27	Old Dominion.....W	4-1
Mar. 31	at UCF.....W	10-9
Mar. 31	at UCF.....L	11-12
Apr. 4	at UNC-Charlotte.....L	4-6
Apr. 4	at UNC-Charlotte.....L	1-5
Apr. 5	at UNC-Charlotte.....W	4-0
Apr. 7	at Florida State.....L	3-9
Apr. 8	at Florida State.....L	7-9
Apr. 11	at Old Dominion.....L	3-11
Apr. 11	at Old Dominion.....L	1-8
Apr. 12	at Old Dominion.....L	5-6
Apr. 15	at VCU.....W	3-1
Apr. 15	at VCU.....W	6-0
Apr. 18	Georgia Southern.....W	12-9
Apr. 19	Georgia Southern.....L	7-14
Apr. 19	Georgia Southern.....L	5-8
Apr. 20	South Florida.....W	8-4
Apr. 21	South Florida.....L	4-8
Apr. 24	Florida State.....L (12)	8-9
Apr. 25	Florida State.....L (10)	10-11
May 4	Armstrong State.....W	8-2
May 5	at Georgia Southern.....L	3-9
May 6	at Georgia Southern.....W	7-2
May 7	Stetson.....L	5-8
May 7	Stetson.....W	5-2
May 9	Valdosta State.....W	10-6
May 10	UCF.....W	3-2
May 10	UCF.....W	10-6
May 13	*South Alabama.....L	7-8
May 14	*at Old Dominion.....W	11-10
May 15	*South Alabama.....L	7-9

*Sun Belt Conference Tourney - Norfolk, Va.

1988

RECORD: 39-24

HEAD COACH: TOM BRADLEY

Feb. 21	Georgia.....W	5-4
Feb. 22	Georgia.....L	1-2
Mar. 1	at Georgia Southern.....L	1-2

Mar. 1	at Georgia Southern.....L	0-2
Mar. 2	at Georgia Southern.....W	7-6
Mar. 5	Florida Southern.....W	11-3
Mar. 6	at North Florida.....W	3-1
Mar. 7	Stetson.....W	6-1
Mar. 7	Stetson.....W	4-1
Mar. 10	Finlay.....W	17-3
Mar. 11	UNC-Charlotte.....W	10-6
Mar. 12	UNC-Charlotte.....W	5-2
Mar. 12	UNC-Charlotte.....W	5-4
Mar. 15	Southern Indiana.....W	10-7
Mar. 16	Maryland.....W	5-1
Mar. 19	VCU.....W	13-4
Mar. 19	VCU.....L	0-8
Mar. 21	Xavier.....L	4-6
Mar. 21	Akron.....L	5-9
Mar. 22	Akron.....W	9-2
Mar. 23	at Florida.....L	2-5
Mar. 24	Akron.....W	15-5
Mar. 25	Akron.....W	9-1
Mar. 26	Old Dominion.....W	4-2
Mar. 26	Old Dominion.....W	3-2
Mar. 27	Old Dominion.....W	12-7
Mar. 29	at Florida State.....L	7-10
Mar. 30	Florida.....L	4-6
Apr. 2	at UNC-Charlotte.....L	0-4
Apr. 2	at UNC-Charlotte.....W	3-2
Apr. 3	at UNC-Charlotte.....W	9-3
Apr. 5	at Georgia.....L	8-27
Apr. 6	at Georgia.....W	9-6
Apr. 8	at UCF.....W	11-8
Apr. 8	at UCF.....L	8-9
Apr. 10	at VCU.....L	1-2
Apr. 11	at VCU.....W	4-3
Apr. 11	at VCU.....L	0-7
Apr. 15	at Old Dominion.....L	1-2
Apr. 15	at Old Dominion.....W	5-1
Apr. 16	at Old Dominion.....L	1-3
Apr. 18	Valdosta State.....L	3-4
Apr. 20	Armstrong State.....L	6-11
Apr. 21	North Florida.....W	11-5
Apr. 22	UCF.....L	2-4
Apr. 22	UCF.....W	9-8
May 2	at Armstrong State.....L	3-4
May 3	at Valdosta State.....W	10-6
May 4	Stetson.....L	4-5
May 4	Stetson.....W	3-1
May 6	Georgia Southern.....W	6-5
May 7	Georgia Southern.....W	7-6
May 7	Georgia Southern.....W	8-1
May 10	Florida State.....W	5-2
May 11	at South Florida.....L	5-6
May 12	at South Florida.....W	12-6
May 14	South Florida.....W	3-0
May 15	South Florida.....W	9-8
May 18	*South Alabama.....L	2-11
May 19	*South Florida.....W	11-2
May 20	*South Alabama.....W	9-8
May 20	*at W. Kentucky.....W	6-4
May 21	*VCU.....L	1-7

*Sun Belt Conference Tourney - Bowling Green, Ky.

1989

RECORD: 42-22

HEAD COACH: TOM BRADLEY
SUN BELT CONFERENCE CHAMPIONS
NCAA REGIONAL PARTICIPANTS
29TH, COLLEGIATE BASEBALL
24TH, BASEBALL AMERICA

Feb. 12	Florida A&M.....W	14-0
Feb. 12	Florida A&M.....W	4-0

Feb. 18	at Florida A&M.....W	5-1
Feb. 18	at Florida A&M.....W	16-3
Feb. 19	South Carolina.....W	8-5
Feb. 22	at Georgia.....W	4-3
Feb. 25	at Stetson.....W	6-4
Feb. 25	at Stetson.....L	0-1
Feb. 26	Florida Southern.....L	12-21
Feb. 28	at UCF.....W	5-4
Feb. 28	at UCF.....W	7-5
Mar. 4	Virginia.....W	4-3
Mar. 5	Virginia.....W	5-4
Mar. 10	Richmond.....L (11)	0-3
Mar. 12	Chicago State.....W	15-2
Mar. 12	Chicago State.....W	18-0
Mar. 14	at North Florida.....W	10-9
Mar. 15	at Florida.....W	6-2
Mar. 17	UNC-Charlotte.....W	10-4
Mar. 18	UNC-Charlotte.....W	5-4
Mar. 18	UNC-Charlotte.....W	4-3
Mar. 20	Akron.....W	13-3
Mar. 21	Florida State.....L	6-11
Mar. 23	Howard.....W	5-0
Mar. 24	Old Dominion.....W	8-4
Mar. 25	Old Dominion.....W (9)	1-0
Mar. 25	Old Dominion.....L	3-5
Mar. 28	Georgia.....W	3-2
Mar. 29	Georgia.....W	9-4
Apr. 1	at UNC-Charlotte.....L	0-13
Apr. 1	at UNC-Charlotte.....W	3-1
Apr. 2	at UNC-Charlotte.....W	2-0
Apr. 4	at Florida State.....L	0-6
Apr. 5	at Florida State.....L	3-14
Apr. 8	VCU.....W	6-0
Apr. 8	VCU.....L	5-6
Apr. 9	VCU.....L	0-10
Apr. 11	Stetson.....W	7-2
Apr. 11	Stetson.....L	1-6
Apr. 16	at Old Dominion.....W	3-1
Apr. 16	at Old Dominion.....L	2-3
Apr. 18	Florida.....W	6-5
Apr. 19	North Florida.....W	6-3
Apr. 22	UCF.....W (8)	2-1
Apr. 22	UCF.....W (8)	3-2
May 1	Valdosta State.....L (12)	2-3
May 2	Florida State.....W (10)	7-6
May 3	at Valdosta State.....W	12-9
May 4	at South Carolina.....W (11)	3-2
May 7	at VCU.....W	2-0
May 7	at VCU.....L	5-9
May 11	South Florida.....L	8-10
May 11	South Florida.....L	3-7
May 12	at Florida Southern.....L (12)	3-4
May 13	at South Florida.....L	8-9
May 14	at South Florida.....L (10)	11-12
May 17	*UAB.....W	5-0
May 18	*South Alabama.....W	8-3
May 19	*UNC-Charlotte.....W	7-2
May 20	*South Alabama.....L (10)	5-6
May 21	*South Alabama.....W	10-1
May 25	#Indiana State.....W	3-2
May 26	#North Carolina.....L	3-8
May 27	#Indiana State.....L	4-9

*Sun Belt Conference Tourney - Jacksonville, Fla.
 # NCAA South Regional - Starkville, Miss.

Feb. 17	at Georgia.....W	3-1
Feb. 18	at Georgia.....L	0-6
Feb. 24	\$Nicholls State.....W	9-4
Feb. 24	\$Nicholls State.....L	1-11
Feb. 25	at Florida A&M.....W	15-2
Feb. 26	Bethune-Cookman.....W	25-2
Feb. 28	Stetson.....L (10)	3-6
Feb. 28	Stetson.....W	2-1
Mar. 4	Xavier.....W	4-2
Mar. 8	Temple.....W	15-2
Mar. 9	Liberty.....W	9-1
Mar. 10	Temple.....W	5-2
Mar. 10	Temple.....W	12-2
Mar. 11	Temple.....W	4-0
Mar. 13	at Florida.....L	0-5
Mar. 16	Akron.....W	14-3
Mar. 17	UNC-Charlotte.....L	0-7
Mar. 18	UNC-Charlotte.....W	7-6
Mar. 18	UNC-Charlotte.....W	7-0
Mar. 19	Akron.....L (10)	9-14
Mar. 20	Akron.....W	5-4
Mar. 20	Akron.....W	9-0
Mar. 22	at South Carolina.....W	12-7
Mar. 24	at UNC-Charlotte.....L	2-8
Mar. 24	at UNC-Charlotte.....W	9-1
Mar. 25	at UNC-Charlotte.....W	1-0
Mar. 26	Eastern Illinois.....L	6-18
Mar. 28	at Florida State.....L	3-7
Mar. 31	Old Dominion.....W	4-3
Mar. 31	Old Dominion.....L	1-2
Apr. 1	Old Dominion.....W	4-3
Apr. 5	at Bethune-Cookman.....W	16-0
Apr. 7	VCU.....W	4-3
Apr. 7	VCU.....W	7-2
Apr. 8	VCU.....W	12-5
Apr. 10	Florida.....W	3-2
Apr. 11	Florida State.....L	3-5
Apr. 14	at Old Dominion.....L	4-5
Apr. 14	at Old Dominion.....L	2-6
Apr. 15	at Old Dominion.....W	7-0
Apr. 17	UCF.....L	1-2
Apr. 17	UCF.....W	3-2
Apr. 19	at North Florida.....W	3-0
Apr. 22	North Florida.....W	3-1
May 1	at Stetson.....L	1-8
May 1	at Stetson.....L	2-3
May 2	at Valdosta State.....W	12-8
May 5	at VCU.....W	4-2
May 5	at VCU.....W	7-1
May 6	at VCU.....W	6-0
May 8	Valdosta State.....W	6-1
May 9	South Florida.....W	12-4
May 10	South Florida.....L	3-7
May 11	at South Florida.....L	10-4
May 12	at South Florida.....W	6-4
May 16	*South Florida.....L	2-3
May 17	*UAB.....W	10-4
May 18	*South Alabama.....W	4-3
May 18	*Old Dominion.....L	6-11

\$Boardwalk and Baseball - Haines City, Fla.
 *Sun Belt Conference Tourney - Mobile, Ala.

1991

RECORD: 43-21-2

HEAD COACH: TERRY ALEXANDER
NCAA REGIONAL PARTICIPANTS

Feb. 9	South Carolina.....L	2-7
Feb. 13	at Stetson.....W	4-2
Feb. 16	at South Alabama.....W	8-7
Feb. 17	at South Alabama.....L	3-17

1991, continued...

1991, continued...

Feb. 19	Florida Int'lW	15-3
Feb. 20	Florida Int'lW	14-5
Feb. 21	Florida Int'lL	2-5
Feb. 23	at GeorgiaL	1-5
Feb. 24	at GeorgiaL	1-3
Feb. 26	FurmanW	11-6
Mar. 1	Cal St. FullertonL	5-25
Mar. 3	Cal St. FullertonW	16-5
Mar. 4	NE IllinoisW	24-0
Mar. 5	NE IllinoisW	13-7
Mar. 6	GeorgiaW	10-9
Mar. 7	at Bethune-CookmanW	14-0
Mar. 8	StetsonW	8-5
Mar. 11	at North FloridaW	7-4
Mar. 12	Bethune-CookmanW	23-4
Mar. 13	C. of CharlestonW	19-2
Mar. 15	AkronW	12-1
Mar. 16	UNC-CharlotteW	6-1
Mar. 16	UNC-CharlotteW	(7) 3-1
Mar. 19	MercerW	14-2
Mar. 20	South AlabamaL	5-17
Mar. 21	South AlabamaL	6-10
Mar. 23	at UNC-CharlotteW	5-2
Mar. 23	at UNC-CharlotteL	(7) 1-3
Mar. 24	at UNC-CharlotteW	8-2
Mar. 27	at North CarolinaW	5-4
Mar. 28	at East CarolinaL	4-6
Mar. 29	\$C.W. PostW	17-2
Mar. 29	at East CarolinaT	(7) 7-7
Apr. 1	The CitadelW	10-7
Apr. 2	CanisiusW	16-1
Apr. 3	North FloridaL	1-3
Apr. 4	CanisiusW	6-3
Apr. 6	VCUL	1-4
Apr. 6	VCUL	3-5
Apr. 7	VCUW	11-3
Apr. 10	StetsonW	5-4
Apr. 13	at Old DominionL	2-20
Apr. 13	at Old DominionW	(9) 7-1
Apr. 14	at Old DominionL	2-3
Apr. 17	at The CitadelW	6-5
Apr. 20	Old DominionW	10-5
Apr. 20	Old DominionW	5-3
Apr. 21	Old DominionW	10-3
Apr. 29	at Florida StateW	7-4
Apr. 31	at StetsonT	8-8
May 4	at VCUW	3-1
May 5	at VCUW	5-2
May 5	at VCUL	(9) 4-5
May 7	at WinthropW	10-2
May 7	at WinthropW	4-2
May 8	at South CarolinaL	4-6
May 9	at South FloridaW	5-3
May 10	at South FloridaW	(11) 7-4
May 11	South FloridaW	22-2
May 12	South FloridaW	5-1
May 15	*W. KentuckyW	5-2
May 16	*UABW	6-4
May 17	*UABL	1-5
May 18	*Old DominionL	1-6
May 23	#MissouriL	4-5
May 24	#at FloridaL	0-3

\$at Greenville, N.C.

*Sun Belt Conference Tourney - Jacksonville, Fla.
NCAA East Regional - Gainesville, Fla.

1992

RECORD: 26-30

HEAD COACH: TERRY ALEXANDER

Feb. 11	at Florida A&ML	5-6
Feb. 13	at StetsonL	6-7
Feb. 16	at GeorgiaL	2-5
Feb. 16	at GeorgiaW	8-3
Feb. 18	South FloridaW	10-3
Feb. 19	South FloridaW	7-6
Feb. 22	at C. of CharlestonW	3-1
Feb. 23	at C. of CharlestonL	8-10
Feb. 24	CampbellL	6-17
Feb. 26	WinthropW	23-3
Feb. 26	WinthropW	5-4
Feb. 29	at Florida Int'lW	12-8
Mar. 1	at Florida Int'lL	5-16
Mar. 2	St. BonaventureW	14-1
Mar. 3	Florida A&ML	7-8
Mar. 4	St. BonaventureW	14-6
Mar. 6	UCFL	4-15
Mar. 7	UCFW	14-2
Mar. 8	UCFL	5-9
Mar. 10	KansasL	4-7
Mar. 11	South CarolinaL	(7) 5-8
Mar. 12	South CarolinaW	8-3
Mar. 13	WagnerL	3-10
Mar. 14	GeorgiaL	6-12
Mar. 15	GeorgiaL	10-11
Mar. 17	C. of CharlestonW	5-2
Mar. 18	C. of CharlestonL	7-11
Mar. 20	at W. KentuckyW	11-5
Mar. 21	at W. KentuckyL	5-8
Mar. 22	at W. KentuckyW	20-6
Mar. 24	Bethune-CookmanW	17-2
Mar. 24	AkronW	15-2
Mar. 28	Ark.-Little RockW	7-1
Mar. 28	Ark.-Little RockW	(7) 10-1
Mar. 29	Ark.-Little RockW	9-2
Apr. 3	at South AlabamaL	1-6
Apr. 4	at South AlabamaL	4-5
Apr. 5	at South AlabamaL	1-11
Apr. 7	StetsonL	6-8
Apr. 10	North FloridaL	3-4
Apr. 12	at North FloridaW	4-2
Apr. 14	at StetsonL	5-8
Apr. 17	South AlabamaL	3-13
Apr. 18	South AlabamaW	6-5
Apr. 19	South AlabamaW	7-4
Apr. 20	FlaglerW	7-4
Apr. 28	StetsonL	5-6
Apr. 30	at Tennessee TechW	7-2
May 2	at Ark.-Little RockL	10-13
May 2	at Ark.-Little RockL	5-9
May 3	at Ark.-Little RockL	3-6
May 5	at South FloridaW	(12) 6-5
May 6	at South FloridaL	7-8
May 7	at UCFL	7-8
May 8	at UCFW	(11) 2-1
May 8	at UCFL	2-3

1993

RECORD: 33-26

HEAD COACH: TERRY ALEXANDER

Feb. 20	GeorgiaL	2-11
Feb. 21	GeorgiaL	5-7
Feb. 24	at South CarolinaL	1-2
Feb. 26	St. BonaventureW	10-2
Feb. 27	Florida Int'lW	6-4
Feb. 28	Florida Int'lW	2-1
Mar. 1	Western CarolinaW	9-0
Mar. 2	Western CarolinaW	18-1

Mar. 3	St. BonaventureW	9-7
Mar. 5	at MiamiL	5-7
Mar. 6	at MiamiW	4-2
Mar. 7	at MiamiL	6-8
Mar. 9	Austin PeayW	15-4
Mar. 10	Penn StateL	4-13
Mar. 11	Penn StateL	0-7
Mar. 12	MaineW	7-4
Mar. 14	MaineL	7-9
Mar. 15	Rhode IslandW	7-2
Mar. 16	at GeorgiaL	3-8
Mar. 17	at GeorgiaW	10-0
Mar. 19	W. KentuckyW	8-2
Mar. 20	W. KentuckyW	11-10
Mar. 21	W. KentuckyW	6-0
Mar. 22	AkronL	7-8
Mar. 24	AkronW	3-2
Mar. 26	South AlabamaW	16-5
Mar. 26	South AlabamaL	3-4
Mar. 27	South AlabamaL	4-18
Mar. 30	at Florida A&MW	21-3
Apr. 1	Bethune-CookmanW	21-7
Apr. 1	Bethune-CookmanW	21-6
Apr. 3	at Arkansas StateW	9-4
Apr. 3	at Arkansas StateW	5-4
Apr. 4	at Arkansas StateL	4-8
Apr. 6	South FloridaL	6-7
Apr. 7	at South FloridaW	4-3
Apr. 9	at W. KentuckyL	8-9
Apr. 9	at W. KentuckyL	2-3
Apr. 10	at W. KentuckyL	3-19
Apr. 13	at StetsonW	9-4
Apr. 15	North FloridaL	4-10
Apr. 17	at Ark.-Little RockW	6-3
Apr. 17	at Ark.-Little RockL	2-3
Apr. 18	at Ark.-Little RockL	3-6
Apr. 20	StetsonW	8-7
Apr. 21	at Florida StateL	3-13
Apr. 24	Arkansas StateW	6-0
Apr. 24	Arkansas StateL	5-10
Apr. 25	Arkansas StateL	2-5
May 3	at Florida StateL	1-6
May 8	Ark.-Little RockW	11-1
May 8	Ark.-Little RockW	15-0
May 9	Ark.-Little RockW	20-2
May 12	Florida StateW	4-3
May 19	*at LamarL	5-7
May 20	*South AlabamaW	3-2
May 21	*Louisiana TechW	11-6
May 22	*Arkansas StateW	3-2
May 22	*at LamarL	3-6

*Sun Belt Conference Tourney - Beaumont, Texas

1994

RECORD: 40-24

HEAD COACH: TERRY ALEXANDER
NCAA REGIONAL PARTICIPANTS
24TH, COLLEGIATE BASEBALL

Feb. 13	South FloridaL	6-11
Feb. 15	at Florida A&MW	8-0
Feb. 16	at Florida A&MW	15-0
Feb. 22	Bethune-CookmanW	5-1
Feb. 22	Bethune-CookmanW	3-1
Feb. 27	at North FloridaW	8-0
Mar. 1	Georgia SouthernW	9-5
Mar. 4	at South AlabamaW	6-1
Mar. 5	at South AlabamaW	5-4
Mar. 6	at South AlabamaW	11-3
Mar. 8	Delaware StateW	12-2
Mar. 8	Delaware StateW	(7) 16-3
Mar. 9	St. BonaventureL	5-8

Mar. 12	W. KentuckyL	(11) 1-2
Mar. 12	W. KentuckyW	(7) 5-1
Mar. 13	W. KentuckyL	1-4
Mar. 15	PrincetonW	7-4
Mar. 16	at FloridaL	1-4
Mar. 17	PrincetonW	14-4
Mar. 19	at Ark.-Little RockL	6-13
Mar. 19	at Ark.-Little RockW	(7) 12-0
Mar. 20	at Ark.-Little RockW	4-3
Mar. 22	AkronW	13-12
Mar. 23	Florida A&MW	11-4
Mar. 25	MiamiW	5-2
Mar. 26	MiamiL	3-5
Mar. 27	MiamiL	6-8
Mar. 29	at GeorgiaL	0-7
Mar. 30	at GeorgiaW	7-6
Apr. 1	Florida AtlanticW	9-2
Apr. 2	Florida AtlanticW	(11) 4-3
Apr. 3	Florida AtlanticW	6-4
Apr. 5	at Georgia SouthernL	5-9
Apr. 6	at Florida StateL	1-6
Apr. 8	South AlabamaL	0-3
Apr. 9	South AlabamaL	3-7
Apr. 10	South AlabamaL	2-8
Apr. 13	at StetsonL	4-6
Apr. 16	at W. KentuckyW	(11) 4-1
Apr. 16	at W. KentuckyW	(7) 2-1
Apr. 17	at W. KentuckyW	6-4
Apr. 19	Florida A&MW	12-1
Apr. 20	Florida StateW	3-0
Apr. 23	Ark.-Little RockW	(11) 7-6
Apr. 23	Ark.-Little RockW	(7) 9-3
Apr. 24	Ark.-Little RockW	(11) 4-3
May 3	at Georgia SouthernL	2-6
May 4	StetsonW	7-2
May 7	at Arkansas StateW	12-0
May 7	at Arkansas StateL	(7) 5-6
May 8	at Arkansas StateW	4-3
May 10	FloridaL	3-4
May 11	at South FloridaL	2-4
May 14	Arkansas StateW	(10) 6-5
May 14	Arkansas StateL	(7) 4-6
May 15	Arkansas StateW	14-3
May 18	*SW LouisianaW	22-6
May 19	*at South AlabamaW	7-6
May 20	*Arkansas StateL	3-6
May 20	*LamarL	2-9
May 26	#KansasW	7-2
May 27	*at Florida StateL	1-5
May 28	#Ohio StateW	6-5
May 28	#at Florida StateL	1-5

* Sun Belt Conference Tourney - Mobile, Ala.
NCAA Atlantic II Regional - Tallahassee, Fla.

1995

RECORD: 41-22

HEAD COACH: TERRY ALEXANDER
SUN BELT CONFERENCE CHAMPIONS
NCAA REGIONAL PARTICIPANTS

Feb. 18	at GeorgiaL	3-9
Feb. 18	at GeorgiaW	6-1
Feb. 19	at GeorgiaL	5-7
Feb. 22	at Florida A&MW	12-3
Feb. 24	at FloridaL	1-17
Feb. 25	FloridaW	10-3
Feb. 26	at FloridaW	(11) 7-3
Mar. 4	New OrleansW	4-0
Mar. 4	New OrleansL	(7) 2-6
Mar. 5	New OrleansW	6-5
Mar. 6	DuquesneW	13-11
Mar. 7	Central MichiganL	5-7

1995, continued...

Mar. 7	Austin Peay	W	6-2
Mar. 8	at South Florida	W	7-2
Mar. 11	at W. Kentucky	W	6-4
Mar. 11	at W. Kentucky	W	(7) 2-0
Mar. 12	at W. Kentucky	W	9-6
Mar. 14	Kentucky	W	8-2
Mar. 14	Delaware State	W	10-0
Mar. 15	Northern Illinois	L	(7) 2-7
Mar. 15	Northern Illinois	W	(7) 7-3
Mar. 17	at Louisiana Tech	W	12-1
Mar. 18	at Louisiana Tech	W	4-4
Mar. 19	at Louisiana Tech	W	7-1
Mar. 21	Akron	L	2-4
Mar. 22	Akron	W	6-5
Mar. 25	Arkansas State	W	6-5
Mar. 25	Arkansas State	L	(7) 1-8
Mar. 26	Arkansas State	W	2-1
Mar. 28	Florida	W	8-7
Apr. 1	Ark.-Little Rock	W	12-4
Apr. 1	Ark.-Little Rock	W	(7) 11-0
Apr. 2	Ark.-Little Rock	W	12-3
Apr. 4	Florida A&M	W	13-2
Apr. 5	at Florida State	L	1-11
Apr. 7	South Alabama	L	10-12
Apr. 8	South Alabama	W	5-2
Apr. 9	South Alabama	W	5-4
Apr. 11	at Stetson	L	6-13
Apr. 14	at SW Louisiana	W	12-1
Apr. 15	at SW Louisiana	L	2-4
Apr. 16	at SW Louisiana	W	4-3
Apr. 18	Stetson	W	2-1
Apr. 19	Florida State	L	3-6
Apr. 21	Texas-Pan Am	W	12-6
Apr. 22	Texas-Pan Am	W	18-9
Apr. 22	Texas-Pan Am	L	(7) 3-4
Apr. 29	at Miami	L	0-5
Apr. 30	at Miami	L	4-12
May 1	at Miami	L	4-7
May 2	at Florida Atlantic	W	7-0
May 6	at Lamar	L	(10) 5-6
May 6	at Lamar	W	(7) 4-3
May 7	at Lamar	W	7-6
May 10	South Florida	W	14-7
May 13	North Florida	W	7-0
May 17	*Ark.-Little Rock	W	4-2
May 18	*Arkansas State	W	17-4
May 19	*South Alabama	W	(10) 7-6
May 20	*Lamar	L	1-5
May 21	*Lamar	L	4-12
May 25	#Richmond	L	2-8
May 26	#at Clemson	L	5-11

* Sun Belt Conference Tourney - Jacksonville, Fla.
NCAA East Regional - Clemson, S.C.

1996

RECORD: 23-34

HEAD COACH: TERRY ALEXANDER

Feb. 6	at Florida A&M	W	16-9
Feb. 9	Georgia	W	10-5
Feb. 10	Georgia	L	2-14
Feb. 11	Georgia	W	11-7
Feb. 14	at Stetson	W	5-2
Feb. 16	&Florida Int'l	W	12-9
Feb. 17	&South Carolina	W	10-1
Feb. 18	&Florida Int'l	L	4-9
Feb. 18	&South Carolina	L	4-8
Feb. 24	at North Florida	W	5-1
Feb. 25	Florida A&M	W	6-1
Feb. 27	Stetson	W	13-5
Mar. 29	Kansas State	L	8-11

Mar. 2	Central Michigan	L	3-9
Mar. 3	Xavier	L	8-10
Mar. 5	at South Florida	L	0-10
Mar. 6	at South Florida	L	3-10
Mar. 9	Lamar	W	12-4
Mar. 9	Lamar	W	(7) 5-4
Mar. 10	Lamar	W	9-8
Mar. 13	Liberty	W	6-1
Mar. 15	at Texas-Pan Am	W	15-1
Mar. 16	at Texas-Pan Am	L	4-5
Mar. 16	at Texas-Pan Am	W	(7) 7-1
Mar. 19	Ohio State	L	4-13
Mar. 20	Florida A&M	W	7-1
Mar. 23	at Arkansas State	L	0-2
Mar. 23	at Arkansas State	L	(7) 0-1
Mar. 24	at Arkansas State	W	4-2
Mar. 27	Florida	L	2-5
Mar. 29	Louisiana Tech	W	(10) 5-4
Mar. 31	Louisiana Tech	L	9-12
Mar. 31	Louisiana Tech	W	6-5
Apr. 3	Florida State	L	1-10
Apr. 5	at South Alabama	L	6-7
Apr. 6	at South Alabama	L	4-8
Apr. 7	at South Alabama	L	1-9
Apr. 9	at Florida State	L	6-8
Apr. 10	Florida State	L	1-4
Apr. 13	at Ark.-Little Rock	L	2-15
Apr. 13	at Ark.-Little Rock	W	(7) 6-2
Apr. 17	at Florida State	L	4-9
Apr. 19	SW Louisiana	L	1-3
Apr. 20	SW Louisiana	L	(13) 8-11
Apr. 21	SW Louisiana	W	11-9
Apr. 27	W. Kentucky	W	8-6
Apr. 27	W. Kentucky	W	(7) 5-12
Apr. 28	W. Kentucky	L	1-11
May 4	at New Orleans	L	5-9
May 4	at New Orleans	L	(7) 1-6
May 5	at New Orleans	W	15-5
May 7	at Florida	L	7-8
May 10	Miami	L	1-9
May 11	Miami	L	5-15
May 12	Miami	L	2-16
May 15	*New Orleans	L	2-8
May 16	*Texas-Pan Am	L	2-3

&JU Baseball Tourney - Jacksonville, Fla.

*Sun Belt Conference Tourney - Mobile, Ala.

1997

RECORD: 32-22

HEAD COACH: TERRY ALEXANDER

Feb. 11	at Florida A&M	W	7-1
Feb. 14	Navy	W	17-0
Feb. 15	Navy	W	16-4
Feb. 16	Navy	W	7-5
Feb. 18	at Florida	W	4-1
Feb. 20	at Stetson	W	10-9
Feb. 23	North Florida	W	5-3
Mar. 1	W. Michigan	W	8-3
Mar. 2	UNC-Greensboro	L	11-16
Mar. 4	South Florida	W	8-2
Mar. 7	Ark.-Little Rock	W	4-0
Mar. 8	Ark.-Little Rock	W	23-1
Mar. 8	Ark.-Little Rock	W	(7) 11-1
Mar. 11	Purdue	W	7-1
Mar. 12	at Mercer	L	7-8
Mar. 13	at Mercer	W	5-4
Mar. 14	at SW Louisiana	L	4-8
Mar. 15	at SW Louisiana	L	1-3
Mar. 16	at SW Louisiana	L	6-7
Mar. 20	Akron	W	18-4
Mar. 21	at Louisiana Tech	L	9-14
Mar. 22	at Louisiana Tech	L	8-9

Mar. 23	at La. Tech	W	5-4
Mar. 24	Mercer	L	(10) 7-8
Mar. 25	Stetson	W	4-2
Mar. 26	Mercer	L	5-7
Mar. 28	South Alabama	W	(11) 8-7
Mar. 29	South Alabama	L	5-12
Mar. 30	South Alabama	L	4-7
Apr. 1	Florida A&M	W	(10) 6-5
Apr. 3	at Georgia Southern	W	9-6
Apr. 5	New Orleans	W	8-5
Apr. 5	New Orleans	W	(7) 5-4
Apr. 6	New Orleans	W	11-8
Apr. 9	at Florida State	L	3-14
Apr. 11	Texas-Pan Am	L	3-6
Apr. 12	Texas-Pan Am	L	(10) 11-13
Apr. 12	Texas-Pan Am	L	(7) 4-20
Apr. 15	Florida State	L	6-12
Apr. 18	at W. Kentucky	L	4-5
Apr. 18	at W. Kentucky	W	(7) 19-5
Apr. 19	at W. Kentucky	L	14-15
Apr. 26	Arkansas State	W	3-2
Apr. 26	Arkansas State	W	(7) 11-5
Apr. 27	Arkansas State	W	(8) 3-2
Apr. 30	Georgia Southern	W	7-6
May 3	at Lamar	L	11-15
May 3	at Lamar	W	(7) 12-5
May 3	at Lamar	L	3-12
May 6	South Florida	W	7-4
May 9	at Miami	L	1-12
May 10	at Miami	W	23-14
May 11	at Miami	L	1-10

1998

RECORD: 31-27

HEAD COACH: TERRY ALEXANDER

Feb. 5	at Florida A&M	W	6-2
Feb. 10	at South Florida	L	3-5
Feb. 13	Bethune-Cookman	W	4-3
Feb. 14	at Stetson	W	6-1
Feb. 15	Stetson	W	8-6
Feb. 17	Georgia Southern	W	11-9
Feb. 18	Florida A&M	W	22-9
Feb. 20	Florida Atlantic	L	0-8
Feb. 21	Florida Atlantic	W	7-5
Feb. 21	Florida Atlantic	W	(7) 4-10
Feb. 24	at Georgia Southern	L	7-10
Feb. 27	at Bethune-Cookman	W	11-1
Feb. 28	W. Michigan	W	(14) 8-7
Mar. 1	W. Michigan	W	22-9
Mar. 3	South Florida	W	17-7
Mar. 6	at Texas-Pan Am	W	9-4
Mar. 6	at Texas-Pan Am	L	(7) 5-6
Mar. 7	at Texas-Pan Am	L	3-14
Mar. 10	Central Michigan	W	12-3
Mar. 11	Central Michigan	W	13-6
Mar. 14	W. Kentucky	W	(7) 7-6
Mar. 14	W. Kentucky	W	10-2
Mar. 15	W. Kentucky	W	10-3
Mar. 17	Akron	W	13-2
Mar. 18	Akron	L	(8) 4-6
Mar. 20	Louisiana Tech	W	22-13
Mar. 21	Louisiana Tech	L	11-17
Mar. 22	Louisiana Tech	W	8-4
Mar. 24	South Florida	L	5-7
Mar. 25	at North Florida	W	11-5
Mar. 28	at New Orleans	W	11-10
Mar. 28	at New Orleans	W	(7) 11-10
Mar. 29	at New Orleans	W	8-7
Mar. 31	at Florida	W	13-8
Apr. 3	at South Alabama	L	(10) 6-7
Apr. 4	at South Alabama	L	2-9
Apr. 5	at South Alabama	W	18-3

Apr. 8	at Florida State	L	3-4
Apr. 10	SW Louisiana	L	5-9
Apr. 11	SW Louisiana	L	1-4
Apr. 12	SW Louisiana	L	5-9
Apr. 15	Florida State	L	4-11
Apr. 18	at Ark.-Little Rock	L	1-4
Apr. 18	at Ark.-Little Rock	W	(7) 4-2
Apr. 19	at Ark.-Little Rock	L	1-2
Apr. 22	Florida	L	4-7
Apr. 25	Lamar	L	5-9
Apr. 25	Lamar	L	(7) 0-2
Apr. 26	Lamar	W	2-1
May 2	at Arkansas State	L	2-4
May 2	at Arkansas State	W	(7) 5-1
May 3	at Arkansas State	L	3-11
May 6	at South Florida	W	8-5
May 8	Miami	L	8-14
May 9	Miami	W	14-8
May 10	Miami	L	6-14
May 13	#at South Alabama	L	2-16
May 14	#New Orleans	L	3-6

#Sun Belt Conference Tourney - Mobile, Ala.

1999

RECORD: 41-23

HEAD COACH: TERRY ALEXANDER

A-SUN TOURNAMENT CHAMPIONS

NCAA REGIONAL PARTICIPANTS

Jan. 29	# Virginia	W	13-2
Jan. 30	# Maryland	W	12-2
Jan. 31	# Georgia Tech	L	1-14
Feb. 9	Florida A&M	W	3-1
Feb. 10	at Florida A&M	W	10-2
Feb. 13	at South Florida	W	17-11
Feb. 14	at South Florida	W	16-0
Feb. 17	Georgia Southern	W	6-5
Feb. 20	at South Alabama	L	9-11
Feb. 21	Minnesota	L	9-15
Feb. 24	at Georgia Southern	L	8-9
Feb. 27	at Bethune-Cookman	W	7-3
Mar. 2	Western Michigan	W	23-9
Mar. 5	Jacksonville State	W	5-2
Mar. 6	Jacksonville State	W	2-1
Mar. 6	Jacksonville State	L	1-3
Mar. 9	Central Michigan	W	7-3
Mar. 12	at Samford	W	7-4
Mar. 13	at Samford	W	3-0
Mar. 14	at Samford	W	12-8
Mar. 16	Illinois	W	8-0
Mar. 17	Illinois	L	4-5
Mar. 19	Campbell	W	10-4
Mar. 20	Campbell	W	3-0
Mar. 20	Campbell	W	7-0
Mar. 23	South Florida	L	7-8
Mar. 26	Centenary	W	10-2
Mar. 27	Centenary	W	3-1
Mar. 27	Centenary	W	6-1
Mar. 30	at Florida	W	6-5
Apr. 2	Georgia State	W	6-1
Apr. 3	Georgia State	W	6-1
Apr. 3	Georgia State	L	6-7
Apr. 7	at Florida State	L	6-8
Apr. 9	at Mercer	L	9-10
Apr. 10	at Mercer	L	2-3
Apr. 10	at Mercer	L	6-7
Apr. 14	Florida State	L	2-25
Apr. 16	Florida Atlantic	L	8-13
Apr. 17	Florida Atlantic	W	2-1
Apr. 17	Florida Atlantic	L	0-9
Apr. 21	North Florida	W	5-3

1999, continued...

1999, continued...

Apr. 24	at UCFW	4-2
Apr. 24	at UCFW	10-7
Apr. 25	at UCFW	8-7
May 1	at StetsonL	3-16
May 2	at StetsonW	11-4
May 2	at StetsonW	5-6
May 7	at MiamiL	2-2
May 8	at MiamiL	9-12
May 10	at Georgia Southern	...W	10-7
May 11	South FloridaL	4-6
May 12	WinthropL	2-3
May 14	Troy StateW	11-10
May 15	Troy StateW	5-1
May 15	Troy StateW	8-3
May 19	!Troy StateL	3-4
May 20	!CentenaryW	11-4
May 21	!atUCFW	5-1
May 22	!MercerW	2-1
May 22	!Troy StateW	9-4
May 28	\$ProvidenceW	7-5
May 29	\$at Florida StateL	2-9
May 30	\$ProvidenceL	8-9

#Disney Blast - Orlando, Fla.

!Atlantic Sun Conference Tourney - Orlando, Fla.

\$NCAA Regional - Tallahassee, Fla.

2000

RECORD: 34-24

HEAD COACH: TERRY ALEXANDER

Feb. 1	at Florida A&MW	7-4
Feb. 4	Florida A&MW	23-4
Feb. 5	South FloridaL	1-13
Feb. 6	South FloridaW	9-7
Feb. 9	at FloridaW	13-11
Feb. 16	Georgia SouthernL	1-3
Feb. 18	KentuckyL	2-10
Feb. 19	NavyW	22-6
Feb. 19	KentuckyL	3-6
Feb. 21	NavyW	6-5
Feb. 25	at South FloridaW	9-4
Feb. 26	MichiganW	7-2
Feb. 27	The CitadelW	9-8
Feb. 28	XavierL	0-2
Mar. 2	Western MichiganW	10-8
Mar. 4	South AlabamaW	11-3
Mar. 5	South AlabamaW	5-3
Mar. 7	St. JohnsW	12-1
Mar. 10	at Troy StateW	7-2
Mar. 11	at Troy StateW	11-6
Mar. 11	at Troy StateL	3-8
Mar. 15	IllinoisW	12-4
Mar. 17	MercerW	14-4
Mar. 18	MercerW	9-1
Mar. 18	MercerW	11-2
Mar. 21	AkronL	10-13
Mar. 21	AkronW	6-3
Mar. 24	at Florida AtlanticW	6-5
Mar. 25	at Florida AtlanticL	6-7
Mar. 25	at Florida AtlanticL	1-2
Mar. 28	at Georgia Southern	...W	16-5
Mar. 31	UCFL	1-4
Apr. 1	UCFL	3-7
Apr. 1	UCFL	2-3
Apr. 5	Florida StateL	6-12
Apr. 7	at CampbellW	13-1
Apr. 7	at CampbellW	11-6
Apr. 8	at CampbellW	12-8
Apr. 12	at Florida StateL	5-7
Apr. 14	at Georgia StateL	3-12
Apr. 15	at Georgia StateL	3-6

Apr. 15	at Georgia StateW	7-2
Apr. 19	#FloridaL	1-9
Apr. 21	StetsonL	4-9
Apr. 22	StetsonL	9-15
Apr. 22	StetsonL	3-17
Apr. 28	SamfordW	17-8
Apr. 29	SamfordW	5-1
Apr. 29	SamfordW	11-5
May 5	at Jacksonville State	...W	17-7
May 6	at Jacksonville State	...W	8-6
May 6	at Jacksonville State	...W	8-7
May 9	North FloridaW	10-4
May 12	at MiamiL	2-4
May 13	at MiamiL	6-14
May 14	at MiamiW	8-7
May 17	*StetsonL	1-11
May 18	*CampbellL	3-4

at Wolfson Park - Jacksonville, Fla.

*Atlantic Sun Conference Tourney - Jacksonville, Fla.

2001

RECORD: 39-25

HEAD COACH: TERRY ALEXANDER
NCAA REGIONAL PARTICIPANTS

Feb. 14	Georgia SouthernL	7-9
Feb. 15	at Bethune-Cookman	...W	13-9
Feb. 17	at South FloridaW	11-9
Feb. 18	at South FloridaL	8-13
Feb. 21	at Georgia Southern	...W	8-0
Feb. 23	Louisiana-MonroeL	3-4
Feb. 24	Louisiana-MonroeW	11-6
Feb. 25	Louisiana-MonroeW	16-4
Feb. 28	at FloridaL	7-9
Mar. 2	Ohio StateL	9-10
Mar. 3	DetroitW	21-11
Mar. 3	DetroitW	10-7
Mar. 5	Austin PeayL	6-9
Mar. 6	South FloridaW	8-6
Mar. 9	at MercerW	12-3
Mar. 10	at MercerW	6-4
Mar. 10	at MercerW	5-2
Mar. 11	at Florida A&MW	10-2
Mar. 12	at Florida A&MW	5-3
Mar. 13	LibertyW	5-1
Mar. 16	Georgia StateW	5-3
Mar. 17	Georgia StateW	5-3
Mar. 17	Georgia StateW	4-1
Mar. 24	at UCFL	0-3
Mar. 24	at UCFL	3-2
Mar. 25	at UCFW	11-9
Mar. 28	North FloridaW	6-0
Mar. 30	CampbellL	18-3
Mar. 31	CampbellL	1-3
Mar. 31	CampbellL	4-5
Apr. 4	Bethune-CookmanL	4-8
Apr. 6	Florida AtlanticW	6-2
Apr. 7	Florida AtlanticL	4-10
Apr. 7	Florida AtlanticL	2-11
Apr. 11	at Florida StateL	4-9
Apr. 12	at Florida A&MW	8-3
Apr. 13	at SamfordW	11-6
Apr. 14	at SamfordL	3-6
Apr. 14	at SamfordW	10-0
Apr. 18	Florida StateL	1-8
Apr. 21	at StetsonL	1-5
Apr. 21	at StetsonL	0-2
Apr. 22	at StetsonL	3-5
Apr. 27	Troy StateW	7-6
Apr. 28	Troy StateW	6-4
Apr. 28	Troy StateW	3-2
May 1	Florida A&MW	3-0

May 3	Bethune-CookmanW	17-4
May 4	at MiamiW	3-2
May 5	at MiamiL	3-13
May 6	at MiamiL	2-6
May 9	Georgia SouthernL	10-11
May 11	Jacksonville StateW	3-0
May 12	Jacksonville StateW	4-3
May 13	Jacksonville StateW	6-3
May 16	*CampbellW	5-1
May 17	*Florida AtlanticL	3-7
May 18	*Troy StateW	10-6
May 18	*Florida AtlanticW	12-5
May 19	*UCFW	10-9
May 19	*UCFL	2-11
May 25	#AuburnL	7-8
May 26	#Bethune-Cookman	...W	3-0
May 26	#AuburnL	2-3

*Atlantic Sun Conference Tourney - Jacksonville, Fla.

NCAA Regional - Tallahassee, Fla.

2002

RECORD: 27-31

HEAD COACH: TERRY ALEXANDER

Feb. 5	Florida A&MW	19-0
Feb. 8	Bethune-CookmanL	6-10
Feb. 9	at Bethune-Cookman	...L	1-5
Feb. 12	at Florida A&MW	12-3
Feb. 15	Florida A&MW	11-2
Feb. 16	South FloridaL	1-6
Feb. 17	South FloridaL	4-12
Feb. 19	at South FloridaW	7-6
Feb. 23	at Florida StateL	0-1
Feb. 24	Florida StateW	13-4
Mar. 1	The CitadelW	2-1
Mar. 4	DetroitL	8-12
Mar. 6	James MadisonL	1-11
Mar. 6	James MadisonL	1-5
Mar. 8	SamfordL	1-6
Mar. 9	SamfordW	(9) 5-4
Mar. 9	SamfordW	2-1
Mar. 11	ButlerW	6-1
Mar. 12	ButlerW	8-2
Mar. 15	at Jacksonville State	...W	7-5
Mar. 16	at Jacksonville State	...W	5-2
Mar. 16	at Jacksonville State	...W	4-1
Mar. 20	at Georgia Southern	...L	6-16
Mar. 22	BelmontL	(11) 2-3
Mar. 23	BelmontL	0-8
Mar. 23	BelmontW	4-1
Mar. 29	at CampbellL	1-2
Mar. 29	at CampbellL	2-7
Mar. 30	at CampbellL	1-3
Apr. 3	FloridaW	7-2
Apr. 5	MercerL	2-7
Apr. 6	MercerW	5-4
Apr. 6	MercerW	5-0
Apr. 10	at Florida StateL	1-7
Apr. 13	Georgia StateW	1-0
Apr. 13	Georgia StateW	7-0
Apr. 14	Georgia StateL	2-8
Apr. 17	Florida StateW	13-4
Apr. 19	UCFW	4-3
Apr. 20	UCFW	4-0
Apr. 20	UCFL	2-8
Apr. 24	Georgia Southern	...W	5-3
Apr. 27	at Florida AtlanticL	3-6
Apr. 28	at Florida AtlanticW	5-3
Apr. 28	at Florida AtlanticL	0-8
May 4	StetsonW	7-4
May 5	StetsonW	2-0
May 5	StetsonL	5-6

May 10	at Troy StateL	7-12
May 11	at Troy StateL	7-8
May 11	at Troy StateL	0-2
May 13	at North FloridaL	7-15
May 17	at MiamiW	(11)11-9
May 18	at MiamiL	4-8
May 19	at MiamiL	6-10
May 22	*Florida AtlanticL	2-4
May 23	*SamfordW	11-6
May 24	*Florida AtlanticL	4-6

* Atlantic Sun Conference Tourney - DeLand, Fla.

2003

RECORD: 32-30

HEAD COACH: TERRY ALEXANDER
A-SUN TOURNAMENT CHAMPIONS
NCAA REGIONAL PARTICIPANTS

Feb. 11	Florida A&MW	4-3
Feb. 12	at Florida A&ML	2-6
Feb. 15	at South FloridaL	2-6
Feb. 16	at South FloridaL	6-7
Feb. 18	South FloridaL	1-6
Feb. 22	at SamfordW	6-3
Feb. 23	at SamfordW	9-6
Feb. 23	at SamfordL	8-10
Feb. 25	at Georgia Southern	...L	0-6
Mar. 2	North FloridaW	8-3
Mar. 5	Michigan StateW	9-3
Mar. 5	VanderbiltL	(11) 2-5
Mar. 7	Troy StateL	1-3
Mar. 7	Troy StateW	2-1
Mar. 8	Troy StateL	0-6
Mar. 11	Eastern IllinoisL	4-5
Mar. 12	Notre DameW	(10) 9-6
Mar. 14	at Gardner-WebbL	3-8
Mar. 15	at Gardner-WebbL	0-1
Mar. 15	at Gardner-WebbL	2-4
Mar. 18	IowaL	1-9
Mar. 21	CampbellW	10-8
Mar. 22	CampbellL	1-3
Mar. 22	CampbellW	13-7
Mar. 25	The CitadelW	3-1
Mar. 26	Charleston Southern	...W	9-8
Mar. 28	at BelmontL	2-8
Mar. 29	at BelmontL	2-3
Mar. 29	at BelmontL	4-8
Apr. 2	Georgia Southern	...W	9-7
Apr. 4	at MercerW	8-2
Apr. 5	at MercerW	13-8
Apr. 5	at MercerW	5-3
Apr. 11	Georgia StateL	2-4
Apr. 12	Georgia StateW	2-1
Apr. 12	Georgia StateW	6-5
Apr. 16	at Florida StateL	4-5
Apr. 18	at StetsonL	(10) 7-8
Apr. 19	at StetsonL	4-5
Apr. 19	at StetsonW	9-5
Apr. 23	at Bethune-Cookman	...W	6-3
Apr. 25	Jacksonville StateW	3-2
Apr. 26	Jacksonville State	...W	11-6
Apr. 26	Jacksonville StateW	7-4
Apr. 30	Bethune-Cookman	...W	6-3
May 2	Florida AtlanticW	7-6
May 3	Florida AtlanticL	4-5
May 3	Florida AtlanticL	2-3
May 6	Florida StateL	3-11
May 9	MiamiL	2-12
May 10	MiamiW	11-8
May 11	MiamiW	5-4
May 16	at UCFL	6-12
May 17	at UCFW	3-1

2003, continued...

May 17	at UCF	W	7-4
May 21	*Florida Atlantic	W	4-3
May 22	*Jacksonville State	L	6-10
May 23	*at Belmont	W	15-7
May 24	*at Stetson	W	9-6
May 25	*Stetson	W	7-1
May 30	#at Florida State	L	0-6
May 31	#Rutgers	L	5-8

2003, continued..

*Atlantic Sun Conference Tourney - DeLand, Fla.
#NCAA Regional - Tallahassee, Fla.

2004

RECORD: 25-31

HEAD COACH: TERRY ALEXANDER

Feb. 7	at Bethune-Cookman	W	5-0
Feb. 8	Bethune-Cookman	W	7-6
Feb. 15	Florida State	L	9-14
Feb. 16	at Florida State	L	3-8
Feb. 17	at USF	L	4-15
Feb. 21	USF	W	6-5
Feb. 22	USF	L	4-5
Feb. 26	Florida A&M	W	4-2
Feb. 27	Western Michigan	W	8-7
Feb. 28	Florida A&M	W	6-1
Mar. 2	Western Michigan	W	17-2
Mar. 3	Western Michigan	L	3-5
Mar. 6	*Belmont	L	2-5
Mar. 6	*Belmont	L	3-4
Mar. 7	*Belmont	W	14-6
Mar. 9	Connecticut	L	12-13
Mar. 10	Illinois State	W	5-3
Mar. 12	*at Georgia State	W	15-6
Mar. 13	*at Georgia State	L	6-7
Mar. 13	*at Georgia State	L	1-11
Mar. 16	at Florida A&M	W	10-7
Mar. 17	at Florida State	L	3-19
Mar. 19	*Mercer	W	9-3
Mar. 20	*Mercer	L	0-2
Mar. 20	*Mercer	W	3-1
Mar. 23	at North Florida	L	3-12
Mar. 26	*at Florida Atlantic	W	11-5
Mar. 27	*at Florida Atlantic	L	3-7
Mar. 27	*at Florida Atlantic	L	6-11
Apr. 3	*UCF	L	4-10
Apr. 3	*UCF	L	9-10
Apr. 4	*UCF	L	7-9
Apr. 7	Florida State	L	4-15
Apr. 9	*Stetson	W	13-5
Apr. 10	*Stetson	W	13-4
Apr. 10	*Stetson	L	4-9
Apr. 16	*at Campbell	W	8-0
Apr. 17	*at Campbell	L	1-2
Apr. 17	*at Campbell	L	2-3
Apr. 23	*Gardner-Webb	W	6-1
Apr. 24	*Gardner-Webb	L	1-2
Apr. 24	*Gardner-Webb	L	1-11
May 1	*at Lipscomb	W	3-0
May 1	*at Lipscomb	W	6-1
May 2	*at Lipscomb	W	5-1
May 4	at Georgia Southern	L	4-7
May 7	at Miami	L	4-6
May 8	at Miami	L	4-12
May 9	at Miami	L	4-7
May 12	Georgia Southern	W	3-1
May 14	*at Troy State	L	4-9
May 15	*at Troy State	L	0-3
May 15	*at Troy State	L	3-7
May 20	Bethune-Cookman	W	8-5
May 21	Bethune-Cookman	W	4-2
May 22	Bethune-Cookman	W	13-3

2005

RECORD: 23-31

HEAD COACH: TERRY ALEXANDER

Feb. 8	Florida A&M	W	13-3
Feb. 9	at Florida A&M	W	8-4
Feb. 12	at Bethune-Cookman	W	6-3
Feb. 13	Bethune-Cookman	W	13-4
Feb. 15	Georgia Southern	W	8-0
Feb. 18	at Texas A&M	L	2-10
Feb. 19	Wake Forest	W	5-4
Feb. 20	at South Alabama	W	8-5
Feb. 23	USF	L	2-3
Feb. 25	at USF	L	0-8
Feb. 26	at USF	L	4-5
Mar. 1	Western Michigan	W	15-7
Mar. 4	*at Belmont	W	4-3
Mar. 5	*at Belmont	L	8-13
Mar. 6	*at Belmont	W	5-4
Mar. 8	Villanova	W	5-1
Mar. 9	Toledo	L	2-13
Mar. 11	*at Mercer	L	1-2
Mar. 12	*at Mercer	L	2-8
Mar. 12	*at Mercer	L	3-5
Mar. 15	Bradley	W	6-2
Mar. 18	*Georgia State	L	3-4
Mar. 19	*Georgia State	W	14-3
Mar. 20	*Georgia State	L	4-6
Mar. 22	vs. Florida State	L	0-9
Mar. 26	*at UCF	L	2-4
Mar. 26	*at UCF	L	4-5
Mar. 28	at UCF	W	10-9
Mar. 30	North Florida	L	0-8
Apr. 1	*Florida Atlantic	L	6-7
Apr. 2	*Florida Atlantic	W	8-1
Apr. 3	*Florida Atlantic	W	8-7
Apr. 6	at Florida State	L	4-11
Apr. 8	*Campbell	L	3-6
Apr. 9	*Campbell	L	2-8
Apr. 9	*Campbell	W	12-4
Apr. 12	Florida State	L	4-11
Apr. 15	*at Gardner-Webb	L	4-8
Apr. 16	*at Gardner-Webb	L	4-9
Apr. 16	*at Gardner-Webb	L	3-9
Apr. 22	*Lipscomb	W	7-1
Apr. 23	*Lipscomb	W	12-7
Apr. 23	*Lipscomb	W	4-3
Apr. 27	at Geo. Southern	L	7-8
Apr. 30	*at Stetson	L	2-4
Apr. 30	*at Stetson	W	3-2
May 1	*at Stetson	L	2-4
May 6	at Miami	L	2-4
May 7	at Miami	L	2-15
May 8	at Miami	L	5-6
May 17	at Florida State	L	5-12
May 19	*Troy	L	6-16
May 20	*Troy	W	5-3
May 21	*Troy	W	6-5

2006

RECORD: 43-19

HEAD COACH: TERRY ALEXANDER
A-SUN REGULAR-SEASON CHAMPIONS
NCAA REGIONAL PARTICIPANTS

Feb. 1	at Florida A&M	W	18-1
Feb. 7	Georgia Southern	W	10-5
Feb. 10	Bethune-Cookman	L	3-4
Feb. 11	at Bethune-Cookman	W	10-1
Feb. 12	Bethune-Cookman	W	8-2
Feb. 14	at USF	W	4-3
Feb. 18	USF	W	11-6
Feb. 19	USF	W	8-4

Feb. 21	at Georgia Southern	W	5-2
Feb. 24	Maryland	W	2-0
Feb. 25	Maryland	L	7-8
Feb. 26	Maryland	L	3-4
Mar. 2	Western Michigan	W	10-4
Mar. 4	Ohio State	W	4-3
Mar. 4	Western Michigan	W	7-0
Mar. 7	Connecticut	W	7-6
Mar. 8	at Penn State	W	7-3
Mar. 10	*Belmont	W	12-2
Mar. 11	*Belmont	W	6-5
Mar. 12	*Belmont	L	1-4
Mar. 14	Wagner	W	7-2
Mar. 15	Wagner	W	9-5
Mar. 17	*at Campbell	L	10-11
Mar. 17	*at Campbell	W	7-4
Mar. 18	*at Campbell	L	6-15
Mar. 22	#12 Florida State	L	1-4
Mar. 24	Harvard	W	14-3
Mar. 25	Harvard	W	16-4
Mar. 26	Harvard	L	5-7
Mar. 31	*Gardner-Webb	W	9-2
Mar. 31	*Gardner-Webb	W	10-9
Apr. 1	*Gardner-Webb	L	10-11
Apr. 4	at #12 Florida State	L	2-4
Apr. 7	*at North Florida	W	8-5
Apr. 8	*at North Florida	W	19-9
Apr. 9	*at North Florida	W	2-1
Apr. 12	#12 Florida State	L	1-10
Apr. 14	*Stetson	W	4-3
Apr. 15	*Stetson	W	7-6
Apr. 15	*Stetson	L	9-11
Apr. 21	*ETSU	W	6-5
Apr. 22	*ETSU	W	9-7
Apr. 23	*ETSU	L	7-8
Apr. 29	*at Florida Atlantic	W	14-7
Apr. 29	*at Florida Atlantic	W	8-7
Apr. 30	*at Florida Atlantic	W	11-4
May 3	at #12 Florida State	L	2-9
May 6	*at Kennesaw State	W	8-6
May 6	*at Kennesaw State	W	5-4
May 7	*at Kennesaw State	W	10-7
May 12	*Mercer	W	15-4
May 12	*Mercer	W	4-3
May 13	*Mercer	L	3-4
May 18	*at Lipscomb	W	8-1
May 19	*at Lipscomb	W	8-1
May 19	*at Lipscomb	W	6-2
May 24	\$Campbell	W	6-5
May 25	\$Florida Atlantic	L	3-8
May 26	\$Mercer	L	6-7
June 2	#Florida State	L	0-18
June 3	#Sacred Heart	W	4-3
June 4	#at Georgia	L	8-15

*Atlantic Sun Conference Games
\$Atlantic Sun Conference Tourney - DeLand, Fla.
#NCAA Regional - Athens, Ga.

2007

RECORD: 34-28

HEAD COACH: TERRY ALEXANDER
A-SUN TOURNAMENT CHAMPIONS
NCAA REGIONAL PARTICIPANTS

Jan. 31	at Florida A&M	W	6-3
Feb. 2	Bethune-Cookman	W	8-6
Feb. 3	Bethune-Cookman	L	1-3
Feb. 4	Bethune-Cookman	W	6-2
Feb. 7	Florida A&M	W	9-6
Feb. 13	Georgia Southern	L	6-10
Feb. 16	USF	L	9-10
Feb. 17	at USF	L	7-12

Feb. 18	at USF	L	5-6
Feb. 23	vs. #29 Auburn	L	6-7
Feb. 24	at South Alabama	W	14-4
Feb. 25	vs. Michigan State	L	2-4
Feb. 28	at Georgia Southern	L	7-12
Mar. 2	La Salle	L	7-11
Mar. 3	La Salle	L	5-10
Mar. 3	La Salle	W	6-2
Mar. 4	La Salle	W	14-4
Mar. 6	at Florida	W	6-5
Mar. 7	UConn	W	7-1
Mar. 9	UConn	W	5-4
Mar. 10	UNC-Greensboro	L	7-10
Mar. 11	Western Michigan	W	15-3
Mar. 11	Western Michigan	W	5-4
Mar. 13	Bethune-Cookman	W	8-7
Mar. 16	*at Belmont	W	8-6
Mar. 17	*at Belmont	L	7-11
Mar. 18	*at Belmont	L	5-6
Mar. 20	at Bethune-Cookman	W	6-2
Mar. 21	#1 Florida State	W	5-3
Mar. 23	*Kennesaw State	W	5-1
Mar. 24	*Kennesaw State	L	4-6
Mar. 24	*Kennesaw State	L	5-12
Mar. 28	*at Mercer	L	4-5
Mar. 31	*at Mercer	W	5-0
Mar. 31	*at Mercer	L	6-7
Apr. 6	*Campbell	W	11-1
Apr. 6	*Campbell	W	13-3
Apr. 7	*Campbell	W	5-3
Apr. 10	at Florida State	L	2-7
Apr. 13	*at Gardner-Webb	W	2-1
Apr. 14	*at Gardner-Webb	W	5-4
Apr. 14	*at Gardner-Webb	L	11-14
Apr. 20	#18 Stetson	W	7-6
Apr. 21	#18 Stetson	L	3-6
Apr. 22	#18 Stetson	L	4-6
May 1	at Bethune-Cookman	L	2-7
May 4	*North Florida	L	3-10
May 5	*North Florida	L	5-8
May 6	*North Florida	W	9-8
May 11	*at ETSU	W	4-3
May 12	*at ETSU	W	8-4
May 13	*at ETSU	W	8-3
May 17	*Lipscomb	L	2-10
May 18	*Lipscomb	W	2-1
May 19	*Lipscomb	W	7-6
May 23	\$at Belmont	L	7-12
May 24	\$Stetson	W	4-1
May 25	\$Gardner-Webb	W	4-0
May 26	\$Belmont	W	10-4
May 26	\$Belmont	W	7-6
June 1	#UNC	L	0-6
June 2	#Western Carolina	L	0-7

*Atlantic Sun Conference Games
\$Atlantic Sun Conference Tourney - DeLand, Fla.
#NCAA Regional - Athens, Ga.

2008

RECORD: 27-29

HEAD COACH: TERRY ALEXANDER

Feb. 22	Wis.-Milwaukee	W	20-8
Feb. 22	Richmond	W	7-4
Feb. 24	UNC-Wilmington	W	9-0
Feb. 29	*at Gardner-Webb	W	9-6
Mar. 1	*at Gardner-Webb	W	6-5
Mar. 1	*at Gardner-Webb	W	7-1
Mar. 4	at #25 UCF	L	4-5
Mar. 5	#25 UCF	W	10-5
Mar. 8	*Belmont	W	11-4
Mar. 8	*Belmont	W	14-6

2008, continued...

Mar. 9	*BelmontW	3-0
Mar. 11	Florida InternationalW	8-7
Mar. 12	Florida InternationalW	9-3
Mar. 14	*at LipscombL	3-7
Mar. 15	*at LipscombL	0-10
Mar. 16	*at LipscombW	5-3
Mar. 18	at Florida International	...L	4-10
Mar. 20	*East Tennessee St.L	4-21
Mar. 21	*East Tennessee St.L	3-5
Mar. 22	*East Tennessee St.L	2-7
Mar. 25	at #18 FloridaL	11-6
Mar. 26	FloridaW	8-5
Mar. 28	*at USC-UpstateW	8-7
Mar. 29	*at USC-UpstateL	0-4
Mar. 29	*at USC-UpstateL	4-5
Apr. 1	Florida A&MW	5-3
Apr. 2	#2 Florida StateL	5-7
Apr. 4	*MercerW	3-2
Apr. 5	*MercerL	15-20
Apr. 6	*MercerW	11-10
Apr. 8	at Georgia SouthernL	6-12
Apr. 9	Bethune-CookmanW	6-5
Apr. 11	*at CampbellW	8-5
Apr. 11	*at CampbellL	1-3
Apr. 12	*at CampbellL	4-8
Apr. 15	at Bethune-Cookman	...W	13-3
Apr. 16	at Florida A&MW	9-3
Apr. 18	*Florida Gulf CoastL	1-5
Apr. 18	*Florida Gulf CoastL	1-4
Apr. 19	*Florida Gulf CoastL	5-8
Apr. 26	*at StetsonW	9-6
Apr. 26	*at StetsonL	3-6
Apr. 27	*at StetsonL	4-14
Apr. 29	Bethune-CookmanL	1-3
Apr. 30	at Georgia SouthernL	7-17
May 2	*at North FloridaL	14-11
May 3	*at North FloridaL	7-14
May 4	*at North FloridaL	3-8
May 7	at #3 Florida StateW	7-6
May 9	at Dallas BaptistL	1-3
May 10	at Dallas BaptistL	0-2
May 10	at Dallas BaptistW	4-5
May 13	Georgia SouthernW	9-4
May 15	*Kennesaw StateL	1-7
May 16	*Kennesaw StateL	0-10
May 16	*Kennesaw StateL	6-8

*Atlantic Sun Conference Games

2009

RECORD: 37-22

HEAD COACH: TERRY ALEXANDER
A-SUN TOURNAMENT CHAMPIONS
NCAA REGIONAL PARTICIPANTS

Feb. 20	at FIUL	3-4
Feb. 21	at FIUL	1-20
Feb. 22	at FIUW	9-3
Feb. 27	Akron [^]W	6-4
Feb. 28	Michigan [^]L	3-21
Feb. 28	Michigan [^]W	10-2
Mar. 1	Wisconsin-Mil [^]L	9-10
Mar. 3	Florida StateW	9-4
Mar. 6	UNF [*]L	2-4
Mar. 7	UNF [*]W	4-3
Mar. 8	UNF [*]W	8-7
Mar. 10	Georgia SouthernW	8-7
Mar. 11	at Florida A&MW	9-4
Mar. 13	Stetson [*]L	6-9
Mar. 14	Stetson [*]L	8-22
Mar. 15	Stetson [*]W	18-8
Mar. 18	at Bethune-Cookman	...W	9-6

Mar. 20	at FGCU [*]W	3-2
Mar. 21	at FGCU [*]W	7-2
Mar. 22	at FGCU [*]L	4-5
Mar. 24	at UCFW	14-9
Mar. 25	UCFW	9-5
Mar. 27	USC-Upstate [*]W	4-3
Mar. 28	USC-Upstate [*]W	14-1
Mar. 28	USC-Upstate [*]W	14-7
Mar. 31	FIUW	9-7
Apr. 3	at Belmont [*]W	3-1
Apr. 4	at Belmont [*]L	7-12
Apr. 4	at Belmont [*]L	10-15
Apr. 7	USFW	12-10
Apr. 9	at ETSU [*]W	17-10
Apr. 11	at ETSU [*]W	12-10
Apr. 11	at ETSU [*]W	4-3
Apr. 15	at Georgia SouthernL	2-4
Apr. 17	Campbell [*]L	2-3
Apr. 18	Campbell [*]W	7-6
Apr. 18	Campbell [*]W	10-5
Apr. 24	Lipscomb [*]W	7-6
Apr. 25	Lipscomb [*]W	12-2
Apr. 26	Lipscomb [*]L	2-3
Apr. 29	Bethune-Cookman	...W	3-2
May 1	at Kenn St [*]W	2-1
May 2	at Kenn St [*]L	4-11
May 2	at Kenn St [*]L	9-15
May 4	Florida A&MW	11-3
May 5	at Florida StL	2-5
May 6	Bethune-Cookman	...W	12-4
May 9	at Mercer [*]L	1-6
May 10	at Mercer [*]W	11-10
May 11	at Mercer [*]W	23-5
May 12	at FloridaL	4-7
May 14	Dallas BaptistL	1-13
May 15	Dallas BaptistL	2-7
May 16	Dallas BaptistW	13-3
May 23	Belmont ^{\$}W	7-5
May 23	Lipscomb ^{\$}W	7-4
May 29	# 17 Miami#L	4-9
May 30	Bethune-Cookman#	...W	8-7
May 31	# 17 Miami#L	0-4

*Atlantic Sun Conference Games

[^] JU Invitational

\$Atlantic Sun Conference Tourney - Deland, Fla

#NCAA Regional - Gainesville, Fla.

2010

RECORD: 27-29

HEAD COACH: TERRY ALEXANDER

Feb. 19	UNC WILMINGTONL	6-3
Feb. 20	UNC WILMINGTONL	8-5
Feb. 21	UNC WILMINGTONW	4-3
Feb. 23	C.OF CHARLESTON	...L	15-7
Feb. 26	RICHMOND [^]W	10-8
Feb. 27	#20 OKLAHOMA [^]W	4-3
Feb. 28	VALPARAISO [^]W	23-14
Mar. 3	at Bethune-Cookman	...L	4-3
Mar. 6	WAGNERW	18-8
Mar. 7	JAMES MADISONW	13-5
Mar. 8	#2 FLORIDA STATEL	2-0
Mar. 9	at USFL	14-7
Mar. 10	at USFW	12-6
Mar. 13	BELMONT [*]W	8-3
Mar. 13	BELMONT [*]W	12-11
Mar. 14	BELMONT [*]W	15-11
Mar. 17	at C. of CharlestonL	3-2
Mar. 19	at UNF [*]W	13-10
Mar. 20	vs. UNF (BGJ) [*]L	2-0
Mar. 21	at UNF [*]L	4-3
Mar. 23	at FIUL	12-6

Mar. 24	at FIUL	14-6
Mar. 26	MERCER [*]W	7-5
Mar. 27	MERCER [*]L	9-3
Mar. 27	MERCER [*]L	8-7
Mar. 31	FLORIDA A&MW	12-6
Apr. 2	at USC Upstate [*]W	16-3
Apr. 3	at USC Upstate [*]W	10-8
Apr. 3	at USC Upstate [*]W	10-9
Apr. 6	at #8 FloridaL	12-2
Apr. 9	ETSU [*]L	5-4
Apr. 10	ETSU [*]W	9-3
Apr. 10	ETSU [*]L	11-4
Apr. 13	at Georgia SouthernL	6-5
Apr. 14	at #6 Florida StateW	10-8
Apr. 28	FIUW	4-0
Apr. 30	at Lipscomb [*]L	7-4
Apr. 30	at Lipscomb [*]W	22-6
May 4	at #5 Florida StateL(13)	11-10
May 5	at Florida A&MW	11-8
May 7	KENNESAW STATEL	8-6
May 8	KENNESAW STATE	...W	8-7
May 8	KENNESAW STATEL	9-7
May 11	at UCFL	6-5
May 12	UCFL	14-8
May 14	FGCU [*]L	10-4
May 15	FGCU [*]L	8-3
May 15	FGCU [*]L	8-3
May 18	GEO. SOUTHERNL	19-4
May 20	at Stetson [*]W	3-1
May 21	at Stetson [*]W	9-7
May 21	at Stetson [*]L	8-6
May 26	Mercer ^{\$}L	10-1
May 27	Stetson ^{\$}W	3-2
May 28	North Florida ^{\$}W	9-8
May 29	MercerL	7-3

*Atlantic Sun Conference Games

[^] JU Invitational

\$Atlantic Sun Conference Tourney - Nashville, TN

2011

RECORD: 37-24

HEAD COACH: TERRY ALEXANDER
NCAA REGIONAL PARTICIPANTS

Feb. 18	at UNC WilmingtonL	20-7
Feb. 19	at UNC WilmingtonW	7-6
Feb. 20	at UNC WilmingtonW	9-1
Feb. 22	at #6 Florida StateL	5-3
Feb. 25	SAMFORDW	6-1
Feb. 26	SAMFORDW	4-0
Feb. 26	SAMFORDW	8-7
Feb. 27	SAMFORDW	11-4
Mar. 1	#18 COFCL	9-5
Mar. 4	WAGNERW	20-4
Mar. 5	WAGNERW	7-3
Mar. 5	WAGNERW	9-0
Mar. 8	EVANSVILLEL	7-0
Mar. 11	USC UPSTATE [*]W	13-6
Mar. 12	USC UPSTATE [*]L	7-6
Mar. 12	USC UPSTATE [*]W	12-4
Mar. 16	at #18 CofCL	8-4
Mar. 18	at ETSU [*]W	14-10
Mar. 19	at ETSU [*]W	12-3
Mar. 20	at ETSU [*]L	10-8
Mar. 23	at Bethune-Cookman	...L	7-6
Mar. 25	LIPSCOMBW	10-5
Mar. 26	LIPSCOMBL	7-5
Mar. 27	LIPSCOMBL	11-8
Mar. 29	GEORGIA SOUTH.W	4-2
Apr. 1	at Belmont [*]W	8-6
Apr. 2	at Belmont [*]W	13-2
Apr. 3	at Belmont [*]L	5-1

Apr. 6	USFL	9-4
Apr. 8	at Mercer [*]W	7-6
Apr. 9	at Mercer [*]W	9-6
Apr. 10	at Mercer [*]W	6-5
Apr. 12	at Georgia SouthernL	20-7
Apr. 15	CAMPBELL [*]W	11-10
Apr. 16	CAMPBELL [*]W	16-13
Apr. 16	CAMPBELL [*]W	16-10
Apr. 22	#18 STETSON [*]L	14-6
Apr. 23	#18 STETSON [*]W	10-4
Apr. 23	#18 STETSON [*]L	9-4
Apr. 29	at FGCU [*]W	10-7
Apr. 30	at FGCU [*]L	8-2
May 1	at FGCU [*]W	6-0
May 3	#6 FLORIDA STATEL	8-5
May 4	at Florida A&MW	15-5
May 6	UNF [*]W	6-4
May 7	UNF [*]W	5-2
May 8	UNF [*]L	9-8
May 10	BETHUNE-COOKW	7-6
May 13	FLORIDA A&MW	14-11
May 14	FLORIDA A&MW	8-1
May 17	at #4 FloridaW	11-2
May 19	at Kennesaw State [*]L	10-8
May 20	at Kennesaw State [*]L	5-3
May 21	at Kennesaw State [*]W	11-7
May 25	vs. ETSU ^{\$}W	2-1
May 26	vs. Mercer ^{\$}L	2-1
May 27	vs. Stetson ^{\$}W	5-3
May 27	vs. Mercer ^{\$}L	1-0
June 3	vs. #16 Miami#L	7-2
June 4	vs. Manhattan#W	5-4
June 5	vs. #16 MiamiL	6-3

*Atlantic Sun Conference Games

\$Atlantic Sun Conference Tourney - Nashville, TN

#NCAA Regional - Gainesville, Fla.

BATTING

GAMES PLAYED

70 (41-28-1).....	1985
66 (43-21-2).....	1991
64 (39-25).....	2001
64 (41-23).....	1999
64 (40-23).....	1994
64 (42-22).....	1989
64 (38-26).....	1986
63 (41-22).....	1995
63 (42-21).....	1990
63 (39-24).....	1988

HITS

698.....	1985
692.....	#2006
683.....	1991
667.....	#2011
660.....	1983
654.....	1986
640.....	1994
628.....	1995
619.....	1999
619.....	2009

TRIPLES

28.....	1991
28.....	1985
26.....	1987
24.....	1979
23.....	1989
23.....	1980
22.....	1986
21.....	1990
20.....	1995
19.....	1975

WALKS

406.....	1985
342.....	1974
338.....	1983
337.....	1978
328.....	1982
323.....	1984
320.....	1991
316.....	1976
300.....	1998
295.....	two tied

STRIKEOUTS

494.....	2009
475.....	1999
470.....	#2011
444.....	#2008
441.....	2010
426.....	1988
407.....	2007
402.....	1994
401.....	1995
399.....	1984

BATTING AVERAGE

.341.....	1983
.321.....	#1984
.318.....	1981
.317.....	1997
.314.....	#2006
.313.....	2000
.312.....	#1982
.312.....	1973
.310.....	1987
.310.....	1972

RUNS

563.....	߁
551.....	#1983
491.....	#1982
489.....	1991
480.....	1984
457.....	1986
453.....	2011
450.....	#2006
441.....	2000
437.....	1998

HOME RUNS

110.....	#1983
74.....	2001
72.....	1985
68.....	#1984
66.....	1998
62.....	2009
57.....	1986
56.....	2010
56.....	1999
56.....	#1981

TOTAL BASES

1,137.....	1983
1,084.....	1985
997.....	1991
978.....	1986
978.....	1984
965.....	#2006
962.....	2001
952.....	1998
946.....	2009
942.....	2011

SLUGGING PCT.

.588.....	1983
.512.....	1984
.479.....	1997
.477.....	1985
.476.....	1998
.470.....	2001
.469.....	1982
.467.....	1972
.463.....	1981
.460.....	2009

AT BATS

2,272.....	1985
2,223.....	1991
2,206.....	#2006
2,185.....	1994
2,166.....	2011
2,160.....	1995
2,160.....	1986
2,087.....	2007
2,068.....	1978
2,061.....	1999

DOUBLES

141.....	1991
132.....	1998
132.....	1978
130.....	1974
123.....	2009
120.....	1988
120.....	1984
119.....	2006
118.....	1997
117.....	1995

RBI

511.....	1983
498.....	1985
420.....	1984
416.....	1991
415.....	1986
406.....	#2006
408.....	1982
401.....	2011
399.....	2009
389.....	2000

STOLEN BASES

134.....	1971
127.....	#1987
126.....	1970
117.....	1968
112.....	1988
111.....	1969
109.....	2000
109.....	1977
109.....	1976
106.....	1999

& Led nation

Led conference

! Tied for conference lead

PITCHING

WINNING PCT.

.795 (31-8).....	1970
.763 (45-14).....	1976
.720 (36-14).....	1972
.700 (21-9).....	1967
.693 (43-19).....	#2006
.677 (42-20).....	1990
.672 (43-21-2).....	1991
.667 (38-19).....	1983
.661 (39-20).....	1984
.661 (39-20).....	1982

ERA

2.14.....	1967
2.16.....	1970
2.26.....	1968
2.65.....	1969
2.65.....	1972
3.00.....	1976
3.16.....	1991
3.25.....	1975
3.33.....	1994
3.46.....	1990

COMPLETE GAMES

29.....	#1984
29.....	1977
27.....	1969
26.....	1976
25.....	1978
22.....	#1983
22.....	#1982
18.....	#1989
18.....	1979
15.....	1981

STRIKEOUTS

500.....	2001
451.....	2009
435.....	2000
434.....	1999
426.....	1988
423.....	1989
420.....	1994
411.....	1991
401.....	1998
400.....	1997

& Led nation

Led conference

! Tied for conference lead

SAVES

19.....	2001
18.....	2006
17.....	#1995
15.....	2008
15.....	#2003
14.....	1991
14.....	1987
13.....	2009
13.....	2005
13.....	1999

INNINGS PITCHED

573.1.....	1991
560.0.....	1994
559.1.....	1985
555.2.....	#2006
553.0.....	1986
542.0.....	1995
536.2.....	2011
529.2.....	1999
526.1.....	1989
526.1.....	1978

SHUTOUTS

9.....	1989
8.....	1999
8.....	1976
7.....	1990
7.....	1984
7.....	1969

WALKS

342.....	1974
301.....	1985
293.....	1986
291.....	1992
287.....	1978
286.....	2011
285.....	1995
285.....	1981
284.....	2000
280.....	1996

BATTING

GAMES PLAYED

70	Tom Meucci1985
69	Mark Ballard1985
69	Scott Marabell1985
68	Ernie Carr1985
66	Duane Baxter1991
66	Marc Marini1991
65	Eric Whitford1991
64	12 players tied	

BATTING AVERAGE

.450	Talmadge Nunnari1997
.440	Ernie Carr1988
.439	Marc Marini#1990
.420	Rick Scheetz#1981
.417	Roger Strickland1963
.411	Rocky Rausch1977
.409	Adam Brett Walker#2011
.401	Chad Hauseman#2003
.400	Jeremy Gillan2009
.398	Dave Chappell1976

AT-BATS

262	Pete Clifford2006
257	Andy Escala1994
256	Mark Aldrich1991
252	Scott Marabell1985
249	Tom Meucci1985
248	Brandt Mathers1994
247	Ernie Carr1986
246	Gordie Gronkowski2006
243	Shannon Diddell1995
242	Two tied

HITS

99	Adam Brett Walker#2011
97	Tom Meucci1985
95	Ernie Carr#1988
91	Scott Marabell1986
90	Chuck Opachich2009
90	Talmadge Nunnari1997
89	Chris Hayes#1994
88	Gordie Gronkowski2006
88	Daniel Murphy2006
87	Scott Marabell1985

RUNS

85	Tom Meucci!1985
73	John Vollstedt2000
71	Jeff DePiano#1993
71	Marc Marini1991
70	John Vollstedt1999
68	Talmadge Nunnari1997
67	Trip Mischel1983
66	Mike Barefoot1986
65	Adam Brett Walker2011
64	Two tied

DOUBLES

32	Ernie Carr#1988
24	Ralph Albano#1980
24	Ernie Carr#1986
23	Adam Brett Walker#2011
23	Talmadge Nunnari1997
22	Eric Whitford1991
21	Joel DelSardo1978
21	Jeff DePiano#1983
21	Chris Hayes#1994
21	Pete Clifford2006
21	Jeremy Gillan2009



Paul Gay collected a JU program record nine triples during the 1989 season.

TRIPLES

9	Paul Gay#1989
8	Bob Slover#1984
6	Duane Baxter1992
6	Sonny Christopher1987
6	Joel DelSardo1978
6	Tom McMillan1972
6	Rufino Menedez1968
5	nine players tied	

HOME RUNS

22	Randy Riley#1984
19	Jeff DePiano!1983
19	Chad Oliva#2001
19	Randy Riley!1983
16	Adam Brett Walker2010
16	Chad Hauseman#2003
16	Jeff Kennedy1984
16	Mike Stotka1983

RUNS BATTED IN

87	Randy Riley#1984
77	Randy Riley#1983
75	Adam Brett Walker#2011

75	Ernie Carr1988
74	Jeff DePiano1983
68	Chad Oliva2001
68	Rocky Rausch1977
67	Rich Katz1967
66	Scott Marabell1986
66	Chad Oliva2000

WALKS

64	Rick Krupa1978
58	Marc Marini1991
57	Tom Meucci1985
52	Dan Halpern1993
51	Dave Chappell1976
50	Dan Gulbransen!2011
50	Tom Meucci1984
49	Mike Farah1982
49	John Vollstedt2000
48	Chad Oliva#2001

HIT BY PITCH

16	Zach Osbeck1996
13	Andy Escala1993
13	John Vollstedt1999
11	Grant Conyers1999
11	Ed McLanahan1976
11	John Vollstedt2000
11	Galen Williams1992
10	Thomas Myers2009
9	Tom Simmons1976
9	Esteriin Perozo2010

TOTAL BASES

165	Adam Brett Walker#2011
164	Randy Riley1984
161	Jeff DePiano1983
156	Ernie Carr1988
154	Randy Riley1983
153	Scott Marabell1986
151	Talmadge Nunnari1997
145	Tom Meucci1985
144	Two players tied	
143	Joel DelSardo1978

SLUGGING PERCENTAGE

.759	Randy Riley1984
.755	Talmadge Nunnari1997
.755	Randy Riley1983
.745	Jeff DePiano1983
.724	Peter Pellegrinelli1980
.722	Ernie Carr1988
.717	Chad Hauseman#2003
.686	Chad Oliva2001
.686	Rick Scheetz1981
.682	Adam Brett Walker2011

STOLEN BASES

48	Darren Stricklen#1983
47	Tom McMillan1971
42	Sonny Christopher!1987
40	Larry Best-Berfet2004
39	John Vollstedt2000
35	Stan Marecki1969
34	Neal Kapp1968
34	Tom McMillan1970
33	John Vollstedt1999
32	Sonny Christopher1988
32	Tom McMillan1972

SACRIFICE FLIES

9	Mike Stotka1983
9	Mike McCallister2007
8	Dan Halpern1992
7	Larry Best-Berfet2004
7	Jamaal Hawkins2010
7	Daniel Muprhy2006



Duane Baxter had a Dolphin program record 14 sacrifice bunts in 1991.

SACRIFICE BUNTS

14	Duane Baxter1991
11	Kyle Fleming2008
11	Eric Whitford1991
11	Steve Donovan1977
11	Don Suriano1976
10	Brian Marrillia1994
10	Don Suriano1975
9	Six players tied	

STRIKEOUTS

74	Adam Brett Walker2010
63	Adam Brett Walker2011
63	Thomas Myers2008
61	Billy Kickham1999
57	Kirk Asche1998
57	Tyrone Boykin1991
55	Scott Biernacki#2001
54	Eric Wood1995
52	Rory Litz1975
52	Thomas Myers2009
51	Kirk Asche1999

- Minimum 75 at-bats

*Led nation

#Led conference

!Tied for conference lead



Chris Hayes led the Sun Belt and ranks fifth in JU history with 89 hits in 1994.

SINGLE-SEASON RECORDS

PITCHING

APPEARANCES

36	Chris Anderson2011
35	Brian Evans1988
35	Scott Porter1999
33	Casey Shumaker#2001
32	Greg Scheer1995
31	Joe Ausanio1988
31	Cary Braun1996
30	Chris Ferguson1995
30	Doug Ramsey1993
30	Aaron Parvey2006



Sam Arguto tied for the most starts of any Dolphin pitcher with 19 in 1993.

GAMES STARTED

19	Matt Dobbins\$2006
19	Sam Arguto1993
19	Rich Kelley1991
18	Larry Bryant1972
18	Kenny Kulina1989
18	Paul Perry1983
18	John Wylie1991
17	seven players tied	

COMPLETE GAMES

11	John Von Achen1966
10	Mike Christ1984
10	Mark Guerra1994
10	Gene Mendes1969



In 1989, Kenny Kulina led the Sun Belt and set the JU strikeout record with 130 Ks.



Dennis Robinson posted 13 wins in 17 starts during the 2004 season.

9	Steve Nichols1971
9	Rich Mehlich1967
9	Rich Mehlich1968
8	eight players tied	

SHUTOUTS

5	Gene Mendes1969
3	Z.B. Hamilton1989
3	Dave Hannon1975
3	Gene Mendes1970
3	Steve Nichols1973
3	John Von Achen1967
3	Bryan Williams2002

INNINGS PITCHED

147.0	John Wylie1991
144.0	Mark Guerra#1994
139.2	Steve Nichols1972
135.2	Larry Bryant1972
130.2	Sam Arguto#1993
128.2	Paul Perry#1983
126.0	Palmer Ebanks1999
125.2	Kenny Kulina1989
123.1	Rich Mehlich1968
122.0	Larry Bryant1973

STRIKEOUTS

130	Kenny Kulina#1989
129	Mike Christ#1984
120	Mark Guerra#1994
117	Steve Nichols1972
117	Casey Shumaker2001
101	Rich Mehlich1968
96	Joel Shapiro1989
92	Eddie Sordo1996
91	Matt Loosen2009
89	D.J. Ackley2006

WINS

14	Mark Guerra#1994
13	Dennis Robinson2004
12	Matt Dobbins#2006
12	Kenny Kulina1989
12	Steve Nichols1972
12	Gene Mendes1970
11	Larry Bryant1972
11	Jody Treadwell1990
11	John Wylie1991
10	five players tied	

LOSSES

9	Bill Aksamit1980
9	Ryan Courson2002
9	Kyle DeVries2004
9	Palmer Ebanks1999
9	Kris Regas2002
9	Ernie Speed1974
9	Don Stamford1986
8	Sam Arguto1993
8	Rick Peterson1975
8	Eddie Sordo1996

SAVES

12	Casey Shumaker#2001
11	Chris Anderson2011
11	Hunter Davis2005
11	Scott Porter1999
8	Chris Kaminski2009
8	Greg Scheer1995
7	Joe Ausanio1987
7	Joel Hegeman1997
7	Chris Kaminski2010
6	Three tied	

EARNED RUN AVERAGE*

0.72	Gene Mendes1969
0.84	Tom McMillan1963
1.19	Brian Evans#1988
1.46	John Hannon1975
1.71	Rich Mehlich1967
1.89	Gene Mendes1970
1.91	Casey Shumaker2001
2.00	Mark Guerra1994
2.06	Larry Bryant1972
2.15	John Von Achen1966

WINNING PERCENTAGE**

1.000	Steve Eagerton! (9-0)2011
.900	Alan Ennis1983
.889	Ron Copeland1977
.889	Brian Evans1988
.875	Tim Anderson1970
.875	Chad Elder1990
.875	Chris Ferguson1995
.875	Jim Hart1967
.875	James Ray1999
.857	Matt Dobbins2006
.857	Aaron Parvey2006



Mark Guerra led the nation with a school-record 14 wins in 1994.



Casey Shumaker led all Division I and set the JU record with 12 saves in 2001.

FEWEST WALKS PER 9 INNINGS*

1.53	John Wylie1991
1.76	Bob Thole1971
1.78	William Jackson1960
1.80	Kris Regas2002
2.04	Steve Eagerton2011
2.05	D.J. Ackley2006
2.06	Donald Brickle2004
2.06	Larry Bryant1972
2.08	Alan Ennis1983
2.09	Ryan Courson2002

HIT BATSMEN

26	D.J. Ackley2006
21	Palmer Ebanks1999
17	Josh Daws2001
17	D.J. Ackley2007
15	Matt Loosen2010
14	Carson Andrew2008
13	Tony Mollica2011
12	Neal Frontz2005

WILD PITCHES

18	Rich Kelley1991
18	Scott Porter1997
15	Z.B. Hamilton1988
13	Brian Gilroy2011
12	Garrett Dunlap2008
12	Chris Gettler1987
12	Larry Heise1983
12	Scott Porter1996
12	Ernie Speed1974

*Minimum 60.0 innings
 **Minimum eight decisions
 #Led all Division I
 \$ Conference Lead
 !Tied for conference lead

BATTING

GAMES PLAYED

240	Chad Oliva	1999-02
232	Pete Clifford	2003-07
226	Dale Johnson	1998-01
224	Ernie Carr	1985-88
220	Bob Slover	1981-84
218	Matt Lopez	2004-08
216	Chris Hayes	1992-95
216	Joe Samples	1995-98
215	Jason Hamilton	1993-96
212	Two tied	

BATTING AVERAGE*

.395	Randy Riley	1983-84
.393	Talmdage Nunnari	1996-97
.389	Jeremy Gillan	2008-09
.383	Ernie Carr	1985-88
.376	Marc Marini	1989-91
.375	Rich Katz	1971-74
.372	Tom Meucci	1984-85
.368	Jeff DePiano	1982-83
.366	Daniel Murphy	2004-06
.366	Rick Scheetz	1978-81

AT BATS

884	Pete Clifford	2003-07
829	Ernie Carr	1985-88
825	Chad Oliva	1999-02
805	Chuck Opachich	2007-10
802	Chris Hayes	1992-95
765	Ryan Diggs	1995-98
762	Jason Hamilton	1993-96
746	Matt Lopez	2004-08
729	Rocky Rausch	1974-77
727	Dale Johnson	1998-01

HITS

318	Ernie Carr&	1985-88
295	Pete Clifford	2003-07
274	Chad Oliva	1999-02
271	Chris Hayes	1992-95
240	Rocky Rausch	1974-77
243	Ryan Diggs	1995-98
226	Matt Lopez	2004-08
226	Rich Katz	1971-74
223	Dale Johnson	1998-01
219	Gordie Gronkowski	2003-06

RUNS

206	Ernie Carr	1985-88
202	Tom McMillan	1970-73
192	Chad Oliva	1999-02
191	Pete Clifford	2003-07
173	Marc Marini	1989-91
169	Ryan Diggs	1995-98
169	Bob Slover	1981-84
168	John Vollstedt	1997-00
163	Chris Hayes	1992-95
163	Chuck Opachich	2007-10

DOUBLES

83	Ernie Carr&	1985-88
63	Pete Clifford	2003-07
53	Ryan Diggs	1995-98
53	Chris Hayes	1992-95
53	Chad Oliva	1999-02

48	Jason Hamilton	1993-96
46	Ralph Albano	1978-81
44	Eric Wood	1992-96
44	Rocky Rausch	1974-77

TRIPLES

14	Paul Gay	1989-90
14	Bob Slover	1981-84
10	Sonny Christopher	1985-88
10	Ryan Diggs	1995-98
9	Duane Baxter	1990-92
9	Pee Wee Buscher	1975-76
9	Joel DelSardo	1976-78
9	Chris Hayes	1992-95
9	Tom McMillan	1970-73
9	Rufino Menedez	1967-69
9	Chad Oliva	1999-02



Chad Oliva holds JU career records for home runs (43), RBI (231), walks (145) and games played (240).

HOME RUNS

43	Chad Oliva	1999-02
42	Jeff Kennedy&	1984-86
41	Randy Riley	1983-84
33	Chad Hauseman	1999-03
32	Jeff DePiano	1982-83
30	Guy Ezzell	1969-72
29	Pete Clifford	2003-07
29	Rich Katz	1971-74
27	Ernie Carr	1985-88
25	Rick Scheetz	1978-81



Ryan Diggs ranks third in the JU record book with 53 career doubles.

RUNS BATTED IN

231	Chad Oliva	1999-02
220	Ernie Carr	1985-88
176	Chris Hayes	1992-95
169	Rich Katz	1971-74
169	Jeff Kennedy	1984-86
164	Randy Riley	1983-84
151	Guy Ezzell	1969-72
140	Rick Scheetz	1978-81
139	Ryan Diggs	1995-98
139	Rocky Rausch	1974-77

WALKS

145	Chad Oliva	1999-02
142	Marc Marini	1989-91
136	Tom McMillan	1970-73
118	Pete Clifford	2003-07
118	Ryan Diggs	1995-98
117	Rocky Rausch	1974-77
115	Rich Katz	1971-74
113	Ernie Carr	1985-88
111	Josh Hurrell	1997-00
104	John Vollstedt	1997-00

HIT BY PITCH

24	John Vollstedt	1997-00
23	Galen Williams	1990-93
22	Gordie Gronkowski	2003-06
21	Zach Osbeck	1993-97
20	Andy Escala	1991-94
20	Chris Hayes	1992-95
19	Jami Rodgers	1998-01
18	Pete Clifford	2003-07
18	Josh Hurrell	1997-00
16	Two players tied	

TOTAL BASES

487	Ernie Carr&	1985-88
474	Chad Oliva	1999-02
457	Pete Clifford	2003-07
402	Chris Hayes	1992-95
365	Jeff Kennedy	1984-86
357	Rocky Rausch	1974-77
343	Rich Katz	1971-74
343	Gordie Gronkowski	2003-06
340	Chad Hauseman	1999-03
337	Guy Ezzell	1969-72

SLUGGING PERCENTAGE*

.757	Randy Riley	1983-84
.688	Jeff DePiano	1982-83
.610	Talmdage Nunnari	1996-97
.608	Jeremy Gillan	2008-09
.600	Scott Marabell	1985-86
.597	Jeff Kennedy	1984-86
.588	Rick Scheetz	1978-81
.587	Ernie Carr	1985-88
.575	Chad Oliva	1999-02
.569	Rich Katz	1971-74

STOLEN BASES

141	Tom McMillan	1970-73
88	Neal Kapp	1965-68
83	Sonny Christopher	1985-88
77	Darren Stricklen	1982-83
73	John Vollstedt	1997-00
70	Gus Bell	1967-70
70	Bob Slover	1981-84

67	Larry Best-Berfet	2003-04
66	Stan Marecki	1967-70
63	Rick Shannon	1970-73



Pete Clifford ranks in the top three in sac flies (1st), at-bats (1st), hits (2nd), doubles (2nd) and total bases (3rd).

SACRIFICE FLIES

16	Pete Clifford	2003-07
14	Jose Rodriguez	1986-89
13	Ernie Carr	1985-88
12	Chris Hayes	1992-95
12	Chad Oliva	1999-02
11	Two players tied	
10	Six players tied	

SACRIFICE BUNTS

35	John Vollstedt	1997-00
27	Josh Hurrell	1997-00
27	Dale Johnson	1998-01
23	Eric Whitford	1988-91
22	Duane Baxter	1990-92
21	Matt Lopez	2004-08
21	Tom McMillan	1970-73
21	Don Suriano	1975-76
18	Bob Slover	1981-84
16	Logan James	2003-07
16	Chuck Opachich	2007-10

STRIKEOUTS

177	Chad Oliva	1999-02
167	Eric Wood	1992-96
165	Matt Lopez	2004-08
159	Gordie Gronkowski	2003-06
149	Josh Hurrell	1997-00
139	Chris Connelly	2008-11
136	Andy Holin	1991-94
130	Pete Clifford	2003-07
127	Jason Hamilton	1993-96
126	Chris Hayes	1992-95

Bold - still active

* Minimum 300 at-bats
& Sun Belt Conference Record

PITCHING



Joe Hegeman leads all arms with a program record 89 appearances from 1996-99.

APPEARANCES

89	Joel Hegeman	1996-99
82	Joe Ausanio	1985-88
81	Cary Braun	1992-96
79	Scott Porter	1996-99
74	Matthew Tomshaw	2008-11
71	Doug Ramsey	1992-94
69	Bryan Williams	1999-02
68	Chris Kaminski	2009-11
67	Carson Andrew	2007-09
67	Matt Davis	2005-08

GAMES STARTED

43	Darren Truty	2001-03
42	Mike Pustay	1976-79
41	Matthew Tomshaw	2008-11
41	John Byrd	1996-99
41	Ken Kuiper	1976-78
39	Ryan Courson	2000-03
38	Donald Brickle	2003-06
38	John Von Achen	1965-67
37	Paul Perry	1981-83
36	Larry Bryant	1972-73

COMPLETE GAMES

24	John Von Achen	1965-67
21	Mike Pustay	1976-79
20	Ken Kuiper	1976-78
19	William Jackson	1958-61
18	Rich Mehlich	1967-68
18	Gene Mendes	1969-70
16	Steve Nichols	1971-72
15	Alan Ennis	1983-84
15	Roger Strickland	1961-63
13	two players tied	

SHUTOUTS

8	Gene Mendes	1969-70
6	John Von Achen	1965-67
5	Steve Nichols	1971-72
4	Larry Bryant	1972-73
3	Sam Arguto	1991-93
3	Alan Ennis	1983-84

3	Dave Hannon	1975
3	Bill Mansfield	1968-69
3	Rich Mehlich	1967-68
3	Joel Shapiro	1986-89
3	Bryan Williams	1999-02

INNINGS PITCHED

340.1	Mike Pustay	1976-79
306.2	Ken Kuiper	1976-78
298.1	John Von Achen	1965-67
287.0	Matthew Tomshaw	2008-11
267.1	Paul Perry	1981-83
257.2	Larry Bryant	1972-73
256.0	Matt Dobbins	2005-08
256.0	Larry Heise	1980-83
254.0	Joel Shapiro	1986-89
253.1	Darren Truty	2001-03



Matt Loosen is the all-time leader in career strikeouts at JU with 214 K's from 2008-10.

STRIKEOUTS

214	Matt Loosen	2008-10
211	Joel Shapiro	1986-89
210	Mike Pustay	1976-79
201	Casey Shumaker	2000-01
200	Matthew Tomshaw	2008-11
200	Scott Porter	1996-99
196	Bryan Williams	1999-02
193	John Von Achen	1965-67
190	Paul Perry	1981-83
187	Darren Truty	2001-03

WINS

25	Mike Pustay	1976-79
23	Ken Kuiper	1976-78
22	Steve Nichols	1971-72
21	Larry Bryant	1972-73
21	Darren Truty	2001-03
20	Matt Dobbins	2005-08
20	Gene Mendes	1969-70
19	Matthew Tomshaw	2008-11
19	Dennis Robinson	2003-04
19	Eddie Sordo	1995-96
19	John Von Achen	1965-67

LOSSES

18	Ryan Courson	2000-03
17	Scott Porter	1996-99
16	Donald Brickle	2003-06
16	Bill Aksamit	1977-80
16	Larry Heise	1980-83
15	Sam Arguto	1991-93
15	Mike Pustay	1976-79
15	Ken Kuiper	1976-78
15	Darren Truty	2001-03
14	three players tied	

SAVES

16	Chris Kaminski	2009-11
16	Joe Ausanio	1985-88
13	Matt Davis	2005-08
13	Casey Shumaker	2000-01
12	Doug Ramsey	1992-94
11	Chris Anderson	2011-
11	Hunter Davis	2005
11	Scott Porter	1996-99
9	Dennis Milite	1991-92
9	Greg Scheer	1993-95

EARNED RUN AVERAGE*

1.29	Gene Mendes	1969-70
1.99	Rich Mehlich	1967-68
2.00	Mark Guerra	1994
2.35	John Von Achen	1965-67
2.48	Larry Bryant	1972-73
2.67	William Jackson	1958-61
2.69	John Wylie	1990-91
2.70	Steve Nichols	1971-72
2.92	Bill Mansfield	1968-69
2.99	Kenny Kulina	1988-89

WINNING PERCENTAGE**

.778	Mark Guerra	1994
.773	Z.B. Hamilton	1988-89
.769	Gene Mendes	1969-70
.765	Mike Pate	1983-84
.762	Jim Hart	1966-69
.750	Jason Ryals	1999-02
.739	Marcus Thompson	1985-86
.724	Larry Bryant	1972-73
.710	Steve Nichols	1971-72
.688	Tim Cost	1978-81



Darren Truty made a record 43 starts from 2001-03 and ranks fourth with 21 wins.

FEWEST WALKS PER 9 INNINGS*

1.92	John Wylie	1990-91
2.10	Larry Bryant	1972-73
2.15	Ryan Courson	2000-03
2.34	Alan Ennis	1983-84
2.59	Donald Brickle	2003-06
2.59	Palmer Ebanks	1998-99
2.63	Gene Mendes	1969-70
2.75	Mark Guerra	1994
2.83	Wade Scarboro	1981-82
2.91	Darren Truty	2001-03



Joe Ausanio set program records with 16 saves from 1985-88.

HIT BATSMEN

43	D.J. Ackley	2006-07
37	Matt Loosen	2008-10
34	Carson Andrew	2007-09
27	Scott Porter	1996-99
27	Bryan Williams	1999-02
26	Palmer Ebanks	1998-99
26	Matthew Tomshaw	2008-11
26	Darren Truty	2001-03
23	Matt Dobbins	2005-08
23	Kyle DeVries	2003-06

WILD PITCHES


46	Scott Porter	1996-99
30	Mike Pustay	1976-79
29	Matt Dobbins	2005-08
26	Larry Heise	1980-83
21	D.J. Ackley	2006-07
21	Chad Elder	1991-92
21	Z.B. Hamilton	1988-89
20	Matthew Tomshaw	2008-11
20	Tim Brown	2006-08
20	Matt Loosen	2008-10
20	Wade Taylor	1994-97

* Minimum 120.0 innings

** Minimum 16 decisions

BATTING

Yr.	Average	Runs	Hits	HR	RBI
1957	NOT AVAILABLE	NOT AVAILABLE	NOT AVAILABLE	NOT AVAILABLE	NOT AVAILABLE
1958	.324, King	7, Lanier	15, R. Jackson	0	9, Fannon
1959	.328, Truitt	10, Lynch	22, Truitt	1, Lynch	11, Truitt
1960	.355, Williams	5, Moraski	11, Williams	----	5, Williams
1961	.316, R. Jackson	7, Register	13, Umstatt	1, Register	6, Register
1962	.347, Umstatt	18, Umstatt	26, Umstatt	3, Umstatt	24, Umstatt
1963	.417, Strickland	14, Rambo	40, Strickland	1, four players	16, Strickland
1964	.372, Jensen	15, Jensen	29, Jensen	----	15, two players
1965	.333, Kapp	15, Jensen	25, Kapp	1, Jager	13, Weiland
1966	.311, Bangs	25, Perry	37, Bangs	5, Perry	18, three players
1967	.435, Menendez	32, Menendez	38, Menendez	3, Bell	24, Sutton
1968	.344, Bell	32, Bell	44, Bell	6, Bernhardt	25, two players
1969	.372, Sanders	25, Marecki	49, Marecki	4, Ezzell	26, Byrnes
1970	.353, Marecki	49, McMillan	49, Marecki	3, four tied	46, Marecki
1971	.382, Ezzell	34, Ezzell	60, Ezzell	12, Ezzell	42, Ezzell
1972	.383, Katz	56, Shannon	74, Shannon	11, Ezzell	46, Ezzell
1973	.396, Katz	55, McMillan	64, Shannon	8, Katz	67, Katz
1974	.387, Katz	37, Katz	72, Katz	9, Katz	48, Katz
1975	.315, Suriano	25, Rausch	57, Suriano	3, Litz/Winn	25, Litz
1976	.389, Chappell	51, Chappell	77, Chappell	8, Chappell	46, Chappell
1977	.353, Donovan	56, Donovan	83, Rausch	12, Rausch	68, Rausch
1978	.349, DelSardo	59, Krupa	80, DelSardo	13, Mauldin	54, Mauldin
1979	.365, Runge	55, Runge	65, Runge	5, Runge	54, Cromwell
1980	.376, Albano	56, Dowdy	83, Albano	9, Scheetz	59, Scheetz
1981	.420, Scheetz	58, Scheetz	87, Scheetz	11, Scheetz	54, Scheetz
1982	.364, Farah	57, Farah	65, Stricklen	13, DePiano	61, Farah
1983	.397, Riley	71, DePiano	83, DePiano	19, Riley	77, Riley
1984	.394, Riley	58, Riley	85, Riley	22, Riley	87, Riley
1985	.390, Meucci	85, Meucci	97, Meucci	14, Kennedy	65, Meucci
1986	.382, Marabell	66, Barefoot	91, Marabell	13, Marabell	66, Mara
1987	.476, Carr	58, Christopher	69, Vuz	7, two players	46, Carr
1988	.440, Carr	58, Christopher	95, Carr	9, Carr	75, Carr
1989	.371, Francisco	47, Francisco	85, Francisco	6, Gay	46, Gay
1990	.439, Marini	55, two players	75, Marini	5, two players	38, Gay
1991	.363, Marini	71, Marini	86, Marini	14, Boykin	59, Boykin
1992	.362, Stein	51, Stein	80, Baxter	6, two players	45, Stein
1993	.379, Escala	55, Halpern	86, Escala	9, Holin	51, Halpern
1994	.369, Hayes	55, Escala	89, Hayes	9, Holin	49, Hayes
1995	.384, Roney	54, two players	78, Roney	10, Roney	60, Hayes
1996	.333, Nunnari	42, Samples	70, Samples	4, two players	38, two players
1997	.450, Nunnari	68, Nunnari	90, Nunnari	10, two players	61, Nunnari
1998	.330, Diggs	58, Asche	70, Asche	13, Asche	51, Layton
1999	.361, Asche	70, Vollstedt	78, Asche	14, Asche	56, Asche
2000	.366, Vollstedt	73, Vollstedt	74, two players	7, two players	66, Oliva
2001	.372, Reier	57, Oliva	85, Weed	19, Oliva	68, Oliva
2002	.347, Reier	41, Oliva	66, Reier	9, Oliva	44, Oliva
2003	.401, Hauseman	47, Hauseman	75, Hauseman	16, Hauseman	40, Gronkowski
2004	.377, Murphy	45, Best-Berfet	65, Clifford	9, Diaz	43, Diaz
2005	.329, Murphy	36, Clifford	72, Murphy	7, two players	41, Clifford
2006	.398, Murphy	61, Clifford	88, two players	10, two players	55, Murphy
2007	.351, Clifford	55, Clifford	81, Clifford	14, Clifford	59, Clifford
2008	.377, Gillan	48, Ferreira	83, Gillan	9, Gillan	60, Gillan
2009	.400, Gillan	52, Opachich	90, Opachich	13, Myers	62, Gillan
2010	.319, Gulbransen	53, Gulbransen	79, Gulbransen	16, Walker	58, Walker
2011	.409, Walker	65, Walker	99, Walker	13, Walker	75, Walker



KIRK ASCHE



PETE CLIFFORD



RANDY RILEY




STEVE MEUCCI



DANIEL MURPHY

PITCHING


Yr.	ERA	Wins	CG	Strikeouts	Saves
1957	1.96, Beerbower	5, Beerbower	3, Beerbower	54, Beerbower	----
1958	2.57, W. Jackson	4, Dahnke	4, Dahnke	21, Dahnke	1, W. Jackson
1959	2.20, Lee	3, W. Jackson	3, W. Jackson	33, W. Jackson	2, W. Jackson
1960	2.17, W. Jackson	3, W. Jackson	8, W. Jackson	48, W. Jackson	----
1961	3.13, W. Jackson	2, three players	5, W. Jackson	33, W. Jackson	1, Whitehouse
1962	2.30, Strickland	6, two players	7, Strickland	53, Strickland	1, Tanner
1963	0.84, McMillan	6, Strickland	7, McMillan	42, Strickland	1, McMillan
1964	2.78, Mosco	2, Petrosky	3, McMillan	25, Witten	----
1965	2.30, Von Achen	2, Von Achen	4, Moraski	33, Von Achen	1, Von Achen
1966	2.15, Von Achen	9, Von Achen	11, Von Achen	68, Von Achen	3, Von Achen
1967	1.71, Mehlich	7, three tied	9, Mehlich	85, Mehlich	----
1968	2.19, Mehlich	6, Mansfield	9, Mehlich	101, Mehlich	----
1969	0.72, Mendes	8, Mendes	10, Mendes	74, Mansfield	----
1970	1.89, Mendes	12, Mendes	----	81, Mendes	----
1971	2.84, Conway	10, Nichols	----	67, Nichols	----
1972	2.06, Bryant	12, Nichols	----	117, Nichols	----
1973	2.95, Bryant	10, Bryant	----	67, Bryant	4, M. Brown
1974	3.73, M. Brown	5, Speed	----	66, Speed	----
1975	1.46, Hannon	6, Hannon	----	68, Speed	----
1976	2.38, Tanner	9, Tanner	8, Tanner	71, Tanner	----
1977	2.65, Copeland	8, Copeland	8, Pustay	64, Copeland	----
1978	2.95, Kuiper	7, Kuiper	8, Kuiper	62, Parton	3, Coughlin
1979	3.15, Pustay	3, three tied	6, two players	69, Pustay	1, Walsh
1980	4.55, Walsh	4, Walsh	4, Walsh	62, Walsh	1, two players
1981	4.87, Scarboro	6, Nidds	6, two players	46, Scarboro	2, two players
1982	2.91, Kockenmeister	7, three tied	7, Foulks	67, Foulks	2, Jackson
1983	4.25, Ennis	9, two players	8, two players	88, Perry	4, Bayly
1984	2.92, Christ	9, Christ	10, Christ	129, Christ	2, Palermo
1985	3.40, Thompson	10, Thompson	5, Palermo	60, two players	4, Subik
1986	3.63, Miller	8, Stanford	5, Stanford	69, Miller	4, two players
1987	4.38, Shapiro	7, Kozlowski	3, Getler	66, Stanford	7, Ausanio
1988	1.19, Evans	9, Hamilton	4, Hamilton	81, Shapiro	6, Evans
1989	2.58, Kulina	12, Kulina	6, Kulina	130, Kulina	3, three players
1990	2.41, Elder	11, Treadwell	4, Treadwell	78, Treadwell	5, Freeman
1991	2.45, Wylie	11, Wylie	7, Wylie	88, Wylie	6, Milite
1992	3.90, Wildes	5, two players	3, Elder	57, Elder	4, Ramsey
1993	3.30, Arguto	8, Arguto	6, Arguto	87, Arguto	5, Ramsey
1994	2.00, Guerra	14, Guerra	10, Guerra	120, Guerra	3, two players
1995	2.99, Ferguson	10, Sordo	4, Sordo	75, McKenna	8, Scheer
1996	3.21, Hegeman	9, Sordo	6, Sordo	92, Sordo	2, two players
1997	4.07, Padilla	7, Padilla	2, Byrd	57, Byrd	7, Hegeman
1998	3.13, Padilla	6, three players	----	71, Regilio	4, Padilla
1999	3.86, Ebanks	7, two players	4, Ebanks	82, Ebanks	11, Porter
2000	3.97, Bell	7, Bell	3, Bell	86, Bell	1, five players
2001	1.91, Shumaker	9, Truty	4, Truty	117, Shumaker	12, Shumaker
2002	2.58, Williams	6, two players	5, Williams	76, Williams	3, Williams
2003	1.96, Bowman	6, two players	4, Truty	55, Truty	4, three players
2004	1.74, Kelly	13, Robinson	7, Robinson	76, Robinson	4, Roque
2005	2.06, H. Davis	9, DeVries	1, Frontz	54, Frontz	11, H. Davis
2006	1.66, Young	12, Dobbins	2, Dobbins	89, Ackley	6, M. Davis
2007	3.29, Young	7, Gardner	2, Young	65, Young	6, M. Davis
2008	3.52, Loosen	5, two players	----	60, Andrew	6, Schlee
2009	2.70, Kaminski	6, Andrew	1, two players	91, Loosen	8, Kaminski
2010	2.38, Kaminski	8, Tomshaw	3, Tomshaw	86, Loosen	7, Kaminski
2011	3.69, Tomshaw	9, Eagerton	2, Tomshaw	76, Tomshaw	11, Anderson



SAM ARGUTO



JOHN VON ACHEN



MATTHEW TOMSHAW



JIM WALSH



BRYAN WILLIAMS

BATTING

Year	W/L	Avg	Runs	HR	BB	SO	SB	E	Fld.
1957	5-2	--	62	0	52	--	24	--	--
1958	6-12	.228	76	0	27	41	8	42	--
1959	5-9	--	56	1	--	--	--	29	--
1960	3-8-1	.189	40	0	23	55	11	42	--
1961	6-11	.242	75	1	45	66	34	32	--
1962	12-11-1	.231	109	3	108	136	69	53	--
1963	10-18	.246	99	4	63	152	50	76	--
1964	5-22	.228	95	0	104	155	32	91	--
1965	5-23	.196	97	1	81	144	28	55	--
1966	17-12	.243	154	15	109	168	70	56	--
1967	21-9	.242	165	8	126	169	88	--	--
1968	22-13-2	.257	190	16	166	242	117	--	--
1969	22-13-1	.263	190	11	180	174	111	--	.955
1970	31-8	.301	284	21	132	246	126	69	.968
1971	27-14	.291	317	44	182	250	134	83	.945
1972	36-14	.310	344	47	141	297	90	73	.961
1973	30-17	.312	365	28	204	270	86	76	.957
1974	19-36	.261	281	25	342	206	44	135	.925
1975	21-35	.236	208	14	248	231	65	112	.917
1976	45-14	.306	403	34	248	274	109	82	.961
1977	38-23	.309	396	46	233	330	99	89	.965
1978	35-28	.295	422	49	287	304	58	146	.946
1979	28-24	.296	407	24	236	250	60	109	.945
1980	23-33	.303	399	37	244	221	74	129	.936
1981	28-30	.318	420	56	285	282	82	134	.935
1982	39-20	.312	493	55	199	348	88	112	.944
1983	38-19	.341	556	110	218	301	97	116	.943
1984	39-20	.321	480	68	230	399	78	90	.958
1985	41-28-1	.307	563	72	406	336	77	168	.934
1986	38-26	.303	457	57	295	382	61	127	.946
1987	34-25	.310	405	41	271	247	127	95	.954
1988	39-24	.300	372	29	235	426	112	106	.950
1989	42-22	.308	367	21	278	288	59	100	.954
1990	42-20	.289	375	20	295	289	88	69	.967
1991	43-21-2	.307	489	39	320	384	105	105	.957
1992	26-30	.309	401	37	252	278	95	74	.962
1993	33-26	.302	416	51	271	328	66	66	.970
1994	40-24	.293	394	44	247	402	98	92	.964
1995	41-22	.291	405	36	269	401	86	83	.966
1996	23-34	.274	320	27	235	375	58	113	.949
1997	32-22	.317	433	55	258	352	74	102	.951
1998	31-27	.296	437	66	300	397	78	106	.953
1999	41-23	.300	431	56	286	475	106	88	.963
2000	34-24	.313	441	46	284	387	109	96	.955
2001	39-25	.300	416	74	251	381	60	97	.958
2002	27-31	.276	271	33	178	364	42	92	.956
2003	32-30	.287	326	49	180	391	82	93	.958
2004	25-31	.283	320	43	217	394	87	106	.948
2005	23-31	.282	283	34	177	367	58	77	.964
2006	43-19	.314	450	44	280	387	89	94	.962
2007	32-23	.286	376	35	271	407	89	97	.960
2008	27-29	.291	334	30	241	444	81	98	.954
2009	37-22	.301	431	62	293	494	67	111	.952
2010	27-29	.300	411	56	257	441	77	87	.960
2011	37-24	.308	453	47	285	470	89	98	.958

PITCHING

Year	IP	CG	BB	SO	SHO	SV	R	ER	ERA
1957	130.0	6	65	112	0	--	70	45	3.46
1958	150.0	7	61	47	0	1	115	58	3.48
1959	118.0	5	--	--	2	2	74	--	--
1960	97.0	9	30	54	0	0	61	25	2.32
1961	137.0	8	28	69	1	1	96	48	3.15
1962	184.0	13	120	90	1	1	127	83	4.06
1963	218.2	14	100	117	4	1	143	85	3.50
1964	206.0	11	123	98	0	0	145	105	4.59
1965	223.0	9	118	95	1	1	176	91	3.67
1966	252.0	18	100	165	2	5	137	86	3.07
1967	280.0	22	78	206	6	9	96	66	2.14
1968	339.0	17	146	221	6	--	171	123	2.26
1969	312.2	27	113	235	7	--	139	93	2.65
1970	310.0	--	132	246	6	--	115	76	2.16
1971	339.0	--	182	250	3	--	204	131	3.48
1972	432.1	--	141	297	5	--	182	127	2.65
1973	408.1	--	204	270	2	8	259	190	4.19
1974	450.1	--	342	206	4	--	391	253	4.65
1975	448.2	--	248	231	4	--	262	171	3.25
1976	507.0	26	248	274	8	--	249	169	3.00
1977	485.2	29	233	330	6	--	289	208	3.85
1978	526.1	25	287	304	6	5	352	248	4.24
1979	441.0	18	236	250	5	1	324	237	4.83
1980	446.2	14	244	221	2	2	397	288	5.80
1981	480.1	15	285	282	0	5	447	369	6.92
1982	457.2	22	199	398	6	7	272	209	4.11
1983	458.0	22	218	301	3	8	374	296	5.82
1984	471.2	29	230	399	7	5	316	238	4.54
1985	559.1	14	301	362	1	11	477	314	5.05
1986	533.0	10	293	386	2	11	412	307	5.18
1987	476.2	6	249	351	5	14	361	280	5.29
1988	514.0	10	235	426	1	12	305	213	3.73
1989	526.1	18	259	423	9	13	286	212	3.63
1990	506.2	10	234	384	7	11	245	195	3.46
1991	573.2	13	219	411	2	14	314	201	3.16
1992	490.0	7	291	388	0	9	352	263	4.83
1993	508.2	10	268	354	3	12	317	265	4.69
1994	560.0	11	224	420	6	10	268	207	3.33
1995	542.0	6	285	382	6	17	310	233	3.87
1996	490.1	7	280	373	0	6	393	297	5.45
1997	465.1	3	217	400	2	11	365	287	5.55
1998	500.2	9	231	401	0	8	379	297	5.34
1999	529.2	9	259	432	8	13	341	286	4.84
2000	480.1	6	284	435	0	5	358	281	5.27
2001	526.0	9	264	500	6	19	332	271	4.64
2002	472.0	10	164	345	6	7	301	233	4.44
2003	502.2	9	174	313	0	15	337	266	4.76
2004	455.2	12	190	292	3	9	337	247	4.88
2005	473.2	1	218	338	1	13	326	270	5.13
2006	555.2	2	217	349	2	18	328	259	4.19
2007	546.2	4	221	380	2	15	352	267	4.40
2008	492.2	0	248	377	2	15	370	306	5.59
2009	517.2	2	184	451	0	13	390	298	5.18
2010	499.1	3	239	368	1	10	419	346	6.24
2011	536.2	2	286	383	3	12	375	290	4.86

Bold - Indicates school records

Opponent	W	L	T
Adelphi	2	0	0
Akron	33	9	0
Alabama-Birmingham	5	4	0
Albany State	1	0	0
Alma	2	0	0
American	1	0	0
American Int'l	4	1	0
Amherst	2	0	0
Anderson	0	1	0
Arkansas-Little Rock	21	9	0
Arkansas State	16	11	0
Armstrong State	5	3	0
Ashland	8	3	0
Atlanta Baptist	3	0	0
Auburn	8	11	0
Austin Peay	4	1	0
Ball State	1	0	0
Bellarmino	3	0	0
Belmont	20	15	0
Belmont Abbey	1	0	0
Bethune-Cookman	48	10	0
Biscayne	2	0	0
Bowling Green	2	1	0
Bradley	1	0	0
Buffalo	4	0	0
Buffalo State	2	1	0
Butler	3	0	0
Cal State-Fullerton	1	1	0
Campbell	25	16	0
Canisius	2	0	0
Centenary	4	0	0
Central Michigan	3	2	0
Central State	3	0	0
College of Charleston	3	6	0
Charleston Southern	1	0	0
Chattanooga	2	1	0
Chicago State	3	0	0
Cincinnati	1	1	0
The Citadel	8	3	0
Clemson	2	3	0
Cleveland State	1	2	0
Coastal Carolina	3	0	0
Colby	6	1	0
Columbia	1	0	0
Columbus (Ga.)	3	3	0
Connecticut	3	1	0
Cumberland	2	0	0
C. W. Post	1	0	0
Dallas Baptist	2	4	0
Davidson	5	1	0
Defiance	1	0	0
Delaware State	3	0	0
Denison	6	0	0
Detroit	2	1	0
Duke	2	1	0
Dusquesne	1	0	0
Earlman	3	0	0
East Carolina	0	1	1
East Tennessee State	12	7	0
Eastern Illinois	0	2	0
Eastern Kentucky	3	1	0
Edward Waters	2	0	0
Erskine	4	5	0
Evansville	0	1	0

Opponent	W	L	T
Fairleigh Dickinson	4	5	0
Finlay	1	0	0
Flagler	13	5	0
Florida	26	40	0
Florida A&M	56	3	0
Florida Atlantic	18	20	0
Florida Gulf Coast	5	7	0
Florida Institute	4	0	0
Florida International	21	17	0
Florida Presbyterian	3	0	0
Florida Southern	8	28	2
Florida State	37	117	0
Florida Tech	11	3	0
Furman	7	1	0
Gardner-Webb	9	10	0
Geneva	2	0	0
Georgia	18	22	0
Georgia College	1	0	0
Georgia Southern	58	65	0
Georgia State	21	13	0
Ga. State Teachers	0	1	0
Georgia Tech	8	5	0
Glassboro State	2	0	0
Greenville	2	0	0
Hampden-Syd.	3	4	0
Harvard	2	2	0
Heideberg	1	0	0
High Point	2	0	0
Hiram	9	1	0
Howard	6	2	0
Huntington	3	0	0
Illinois	5	1	0
Illinois-Chicago	2	0	0
Illinois State	1	0	0
Indiana (Pa.)	1	1	0
Indiana State	1	1	0
Iowa	0	1	0
Jacksonville State	14	2	0
James Madison	5	2	0
Kansas	1	1	0
Kansas State	0	1	0
Kennesaw State	7	11	0
Kent State	1	0	0
Kentucky	5	3	0
Lafayette	0	2	0
Lamar	7	10	0
Lasalle	2	2	0
Liberty	8	1	0
Lipscomb	17	7	0
Long Island	0	2	0
Louisiana-Lafayette	8	9	0
Louisiana-Monroe	2	1	0
Louisiana Tech	9	4	0
Louisville	5	1	0
LSU	2	1	0
Maine	1	1	0
Malone	4	0	0
Manhattan	1	0	0
Marion	3	0	0
Marshall	1	0	0
Maryland	4	0	0
Memphis	0	2	0
Mercer	31	23	0
Methodist	1	0	0

JU RIVALRIES: MOST GAMES PLAYED

Team	W	L	Pct.	Games
Stetson	77	74	.510	161
Florida State	37	117	.240	154
Georgia Southern	58	65	.472	123
South Florida	51	51	.500	102
Miami	19	81	.190	100

Opponent	W	L	T	Opponent	W	L	T
Miami	19	79	0	SW Louisiana	5	9	0
Michigan	2	1	0	SW Missouri State	1	1	0
Michigan State	1	1	0	Springfield	1	0	0
Minnesota	0	1	0	Spring Arbor	1	1	0
MIT	2	0	0	Stetson	77	74	3
Middle Tenn.	3	1	0	Tampa	18	11	0
Mississippi	0	1	0	Temple	6	2	0
Missouri	0	1	0	Tennessee	0	3	0
Montreat	1	0	0	Tennessee Tech	1	0	0
Navy	19	4	1	Texas A&M	0	1	0
New Orleans	9	6	0	Texas-Pan Am.	5	8	0
Nicholls State	1	1	0	Toledo	0	1	0
Niagara	1	0	0	Trinity	1	0	0
North Carolina	6	5	0	Troy	16	14	0
North Florida	28	14	0	UAB	5	4	0
Northern Illinois	1	1	0	UCF	28	29	0
NE Illinois	2	0	0	UNC Charlotte	34	17	0
Notre Dame	1	0	0	UNC Greensboro	0	2	0
Oglethorpe	3	1	0	UNC Wilmington	4	3	0
Ohio	1	4	0	USC Upstate	9	3	0
Ohio Dominican	2	0	0	Union	1	1	0
Ohio Northern	1	0	0	Valdosta State	27	21	0
Ohio State	3	5	0	Valparaiso	1	0	0
Ohio Wesleyan	1	0	0	Vanderbilt	2	1	0
Oklahoma	1	0	0	Villanova	1	0	0
Old Dominion	29	28	0	Virginia	5	4	0
Olivet	1	0	0	Va. Commonwealth	27	11	0
Pembroke State	1	1	0	Virginia Military	1	0	0
Pennsylvania	15	6	1	Wabash	3	0	0
Penn State	1	2	0	Wagner	6	1	0
Princeton	3	0	0	Wake Forest	2	2	0
Providence	1	1	0	Walsh	3	0	0
Purdue	1	0	0	Washington	1	1	0
Rhode Island	1	0	0	Washington & Lee	2	0	0
Richmond	2	2	0	Wayne State	22	7	0
Rio Grande	2	0	0	Wesleyan	0	1	0
Rochester	1	0	0	West Liberty St.	8	1	0
Rose Hulman	1	0	0	Western Carolina	2	0	0
Rollins College	10	20	0	Western Conn.	1	0	0
Rutgers	1	1	0	Western Kentucky	25	13	0
Sacred Heart	2	0	0	Western Michigan	14	6	0
Samford	14	2	0	Westminster	2	0	0
St. Bonaventure	4	1	0	William & Mary	8	0	0
St. John's	2	0	0	Winthrop	4	1	0
St. Leo	7	7	1	Wisconsin-Milwaukee	1	2	0
St. Louis	1	2	0	Wittenberg	5	1	0
Slippery Rock	1	0	0	Wooster	2	0	0
Siena	1	0	0	Xavier	3	3	0
South Alabama	38	54	0	Yale	9	6	0
South Carolina	11	9	0	Total Record	1,575	1,226	9
S.C.-Aiken	2	1	0				
South Florida	51	51	0				
Southern Illinois	3	0	0				
Southern Indiana	1	0	0				

Bold - 2011 opponent

