

**YEAR-BY-YEAR RESULTS**

| Year         | Overall      |              |          |             | Conference |            |          |             | Finish#     |
|--------------|--------------|--------------|----------|-------------|------------|------------|----------|-------------|-------------|
|              | W            | L            | T        | Pct.        | W          | L          | T        | Pct.        |             |
| 1957         | 5            | 2            | 0        | .714        | --         | --         | --       | ----        |             |
| 1958         | 6            | 12           | 0        | .333        | --         | --         | --       | ----        |             |
| 1959         | 5            | 9            | 0        | .357        | --         | --         | --       | ----        |             |
| 1960         | 3            | 8            | 1        | .292        | --         | --         | --       | ----        |             |
| 1961         | 6            | 11           | 0        | .353        | --         | --         | --       | ----        |             |
| 1962         | 12           | 11           | 1        | .521        | *8         | 7          | 0        | .533        | 3rd         |
| 1963         | 10           | 18           | 0        | .357        | --         | --         | --       | ----        |             |
| 1964         | 5            | 22           | 0        | .185        | --         | --         | --       | ----        |             |
| 1965         | 5            | 23           | 0        | .179        | --         | --         | --       | ----        |             |
| 1966         | 17           | 12           | 0        | .586        | --         | --         | --       | ----        |             |
| 1967         | 21           | 9            | 0        | .700        | --         | --         | --       | ----        |             |
| 1968         | 22           | 13           | 2        | .622        | --         | --         | --       | ----        |             |
| 1969         | 22           | 13           | 1        | .625        | --         | --         | --       | ----        |             |
| 1970         | 31           | 8            | 0        | .795        | --         | --         | --       | ----        |             |
| 1971         | 27           | 14           | 0        | .659        | --         | --         | --       | ----        |             |
| 1972         | 36           | 14           | 0        | .720        | --         | --         | --       | ----        |             |
| 1973         | 30           | 17           | 0        | .638        | --         | --         | --       | ----        |             |
| 1974         | 19           | 36           | 0        | .345        | --         | --         | --       | ----        |             |
| 1975         | 21           | 35           | 0        | .375        | --         | --         | --       | ----        |             |
| 1976         | 45           | 14           | 0        | .763        | --         | --         | --       | ----        |             |
| 1977         | 38           | 23           | 0        | .623        | --         | --         | --       | ----        |             |
| 1978^!       | 35           | 28           | 0        | .555        | --         | --         | --       | ----        | 3rd         |
| 1979^!       | 29           | 24           | 1        | .546        | --         | --         | --       | ----        | 4th         |
| 1980^!       | 23           | 33           | 0        | .411        | --         | --         | --       | ----        | 5th         |
| 1981^        | 28           | 30           | 0        | .483        | 2          | 6          | 0        | .250        | 3rd-S       |
| 1982^        | 39           | 20           | 0        | .661        | 2          | 6          | 0        | .250        | 3rd-S       |
| 1983^        | 38           | 19           | 0        | .667        | 11         | 6          | 0        | .647        | 2nd-E       |
| 1984^        | 39           | 20           | 0        | .661        | 9          | 8          | 0        | .529        | 3rd-E       |
| 1985^        | 41           | 28           | 1        | .593        | 10         | 8          | 0        | .556        | 2nd-E       |
| 1986^        | 38           | 26           | 0        | .594        | 12         | 5          | 0        | .706        | 1st-E       |
| 1987^        | 34           | 25           | 0        | .576        | 9          | 7          | 0        | .563        | 2nd-E       |
| 1988^        | 39           | 24           | 0        | .619        | 11         | 6          | 0        | .647        | 2nd-E       |
| 1989^&       | 42           | 22           | 0        | .656        | 10         | 6          | 0        | .625        | 1st-E       |
| 1990^        | 42           | 20           | 0        | .677        | 13         | 5          | 0        | .722        | 1st-E       |
| 1991^        | 43           | 21           | 2        | .667        | 11         | 6          | 0        | .647        | 1st-E       |
| 1992^        | 26           | 30           | 0        | .464        | 9          | 12         | 0        | .429        | 4th-E       |
| 1993^        | 33           | 26           | 0        | .559        | 11         | 10         | 0        | .524        | T2nd-E      |
| 1994^        | 40           | 24           | 0        | .625        | 16         | 8          | 0        | .667        | 2nd-E       |
| 1995^        | 41           | 22           | 0        | .651        | 21         | 6          | 0        | .778        | 1st         |
| 1996^        | 23           | 34           | 0        | .404        | 12         | 14         | 0        | .462        | 5th         |
| 1997^        | 32           | 22           | 0        | .593        | 13         | 14         | 0        | .481        | 7th         |
| 1998^        | 31           | 27           | 0        | .534        | 13         | 14         | 0        | .481        | 6th         |
| 1999\$%      | 41           | 23           | 0        | .641        | 22         | 8          | 0        | .733        | 2nd         |
| 2000\$       | 34           | 24           | 0        | .586        | 16         | 11         | 0        | .593        | 4th         |
| 2001\$       | 39           | 25           | 0        | .610        | 18         | 9          | 0        | .667        | 3rd         |
| 2002\$       | 27           | 31           | 0        | .466        | 15         | 15         | 0        | .500        | 5th         |
| 2003\$@      | 32           | 30           | 0        | .516        | 17         | 16         | 0        | .515        | 6th         |
| 2004\$       | 25           | 31           | 0        | .446        | 12         | 18         | 0        | .400        | 8th         |
| 2005\$       | 23           | 31           | 0        | .423        | 13         | 17         | 0        | .433        | T-7th       |
| 2006\$%      | 43           | 19           | 0        | .694        | 23         | 7          | 0        | .767        | 1st         |
| 2007\$@      | 34           | 28           | 0        | .548        | 15         | 12         | 0        | .556        | 4th         |
| 2008\$       | 27           | 29           | 0        | .482        | 13         | 20         | 0        | .394        | 10th        |
| 2009\$@      | 37           | 22           | 0        | .627        | 19         | 11         | 0        | .633        | 3rd         |
| <b>Total</b> | <b>1,511</b> | <b>1,173</b> | <b>9</b> | <b>.561</b> | <b>373</b> | <b>281</b> | <b>0</b> | <b>.570</b> | <b>----</b> |

\* - Florida Intercollegiate Conference (records are incomplete)  
 ^ - Sun Belt Conference from 1978-1998 \$ - Atlantic Sun Conference 1999-present  
 # - Represents regular-season finish  
 ! - Conference finish based on overall regular-season record  
 & - Sun Belt Conference Tournament Champion  
 % - A-Sun Champion (prior to 2000, the A-Sun did not have a regular-season champion)  
 @ - A-Sun Tournament Champion **Italics** - NCAA Regional Appearance

**ALL-TIME COACHES RECORDS**



BOB DAUGHTON

| Years            | Overall Record     |     |   |      |
|------------------|--------------------|-----|---|------|
|                  | W                  | L   | T | Pct. |
| 1957-65 (9)      | 57                 | 116 | 2 | .331 |
| <b>Titles</b>    | N/A                |     |   |      |
| <b>Regionals</b> | None               |     |   |      |
|                  | Conference Record* |     |   |      |
|                  | W                  | L   | T | Pct. |
|                  | 8                  | 7   | 0 | .533 |

\* - incomplete



CHARLIE MATHEWS

| Years            | Overall Record     |    |    |      |
|------------------|--------------------|----|----|------|
|                  | W                  | L  | T  | Pct. |
| 1966 (1)         | 17                 | 12 | 0  | .586 |
| <b>Titles</b>    | N/A                |    |    |      |
| <b>Regionals</b> | None               |    |    |      |
|                  | Conference Record* |    |    |      |
|                  | W                  | L  | T  | Pct. |
|                  | --                 | -- | -- | --   |

\* - incomplete



BARRY MYERS

| Years            | Overall Record     |    |    |      |
|------------------|--------------------|----|----|------|
|                  | W                  | L  | T  | Pct. |
| 1967-73 (7)      | 189                | 88 | 3  | .680 |
| <b>Titles</b>    | N/A                |    |    |      |
| <b>Regionals</b> | 2                  |    |    |      |
|                  | Conference Record* |    |    |      |
|                  | W                  | L  | T  | Pct. |
|                  | --                 | -- | -- | --   |

\* - incomplete



JACK LAMABE

| Years            | Overall Record    |     |    |      |
|------------------|-------------------|-----|----|------|
|                  | W                 | L   | T  | Pct. |
| 1974-78 (5)      | 158               | 136 | 0  | .537 |
| <b>Titles</b>    | N/A               |     |    |      |
| <b>Regionals</b> | 1                 |     |    |      |
|                  | Conference Record |     |    |      |
|                  | W                 | L   | T  | Pct. |
|                  | --                | --  | -- | --   |

\* - incomplete



TOM BRADLEY

| Years            | Overall Record    |     |   |      |
|------------------|-------------------|-----|---|------|
|                  | W                 | L   | T | Pct. |
| 1979-90 (12)     | 432               | 291 | 2 | .597 |
| <b>Titles</b>    | 3                 |     |   |      |
| <b>Regionals</b> | 1                 |     |   |      |
|                  | Conference Record |     |   |      |
|                  | W                 | L   | T | Pct. |
|                  | 89                | 63  | 0 | .586 |




TERRY ALEXANDER

| Years              | Overall Record    |     |   |      |
|--------------------|-------------------|-----|---|------|
|                    | W                 | L   | T | Pct. |
| 1991- present (19) | 631               | 499 | 2 | .556 |
| <b>Titles</b>      | 7                 |     |   |      |
| <b>Regionals</b>   | 9                 |     |   |      |
|                    | Conference Record |     |   |      |
|                    | W                 | L   | T | Pct. |
|                    | 266               | 221 | 0 | .546 |

YEAR-BY-YEAR STATISTICAL LEADERS

**BATTING**


| Yr.  | Average          | Runs            | Hits            | HR              | RBI               |
|------|------------------|-----------------|-----------------|-----------------|-------------------|
| 1957 | NOT AVAILABLE    | NOT AVAILABLE   | NOT AVAILABLE   | NOT AVAILABLE   | NOT AVAILABLE     |
| 1958 | .324, King       | 7, Lanier       | 15, R. Jackson  | 0               | 9, Fannon         |
| 1959 | .328, Truitt     | 10, Lynch       | 22, Truitt      | 1, Lynch        | 11, Truitt        |
| 1960 | .355, Williams   | 5, Moraski      | 11, Williams    | ----            | 5, Williams       |
| 1961 | .316, R. Jackson | 7, Register     | 13, Umstatt     | 1, Register     | 6, Register       |
| 1962 | .347, Umstatt    | 18, Umstatt     | 26, Umstatt     | 3, Umstatt      | 24, Umstatt       |
| 1963 | .417, Strickland | 14, Rambo       | 40, Strickland  | 1, four players | 16, Strickland    |
| 1964 | .372, Jensen     | 15, Jensen      | 29, Jensen      | ----            | 15, two players   |
| 1965 | .333, Kapp       | 15, Jensen      | 25, Kapp        | 1, Jager        | 13, Weiland       |
| 1966 | .311, Bangs      | 25, Perry       | 37, Bangs       | 5, Perry        | 18, three players |
| 1967 | .435, Menendez   | 32, Menendez    | 38, Menendez    | 3, Bell         | 24, Sutton        |
| 1968 | .344, Bell       | 32, Bell        | 44, Bell        | 6, Bernhardt    | 25, two players   |
| 1969 | .372, Sanders    | 25, Marecki     | 49, Marecki     | 4, Ezzell       | 26, Byrnes        |
| 1970 | .353, Marecki    | 49, McMillan    | 49, Marecki     | 3, four tied    | 46, Marecki       |
| 1971 | .382, Ezzell     | 34, Ezzell      | 60, Ezzell      | 12, Ezzell      | 42, Ezzell        |
| 1972 | .383, Katz       | 56, Shannon     | 74, Shannon     | 11, Ezzell      | 46, Ezzell        |
| 1973 | .396, Katz       | 55, McMillan    | 64, Shannon     | 8, Katz         | 67, Katz          |
| 1974 | .387, Katz       | 37, Katz        | 72, Katz        | 9, Katz         | 48, Katz          |
| 1975 | .315, Suriano    | 25, Rausch      | 57, Suriano     | 3, Litz/Winn    | 25, Litz          |
| 1976 | .389, Chappell   | 51, Chappell    | 77, Chappell    | 8, Chappell     | 46, Chappell      |
| 1977 | .353, Donavan    | 56, Donavan     | 83, Rausch      | 12, Rausch      | 68, Rausch        |
| 1978 | .349, DelSardo   | 59, Krupa       | 80, DelSardo    | 13, Mauldin     | 54, Mauldin       |
| 1979 | .365, Runge      | 55, Runge       | 65, Runge       | 5, Runge        | 54, Cromwell      |
| 1980 | .376, Albano     | 56, Dowdy       | 83, Albano      | 9, Scheetz      | 59, Scheetz       |
| 1981 | .420, Scheetz    | 58, Scheetz     | 87, Scheetz     | 11, Scheetz     | 54, Scheetz       |
| 1982 | .364, Farah      | 57, Farah       | 65, Stricklen   | 13, DePiano     | 61, Farah         |
| 1983 | .397, Riley      | 71, DePiano     | 83, DePiano     | 19, Riley       | 77, Riley         |
| 1984 | .394, Riley      | 58, Riley       | 85, Riley       | 22, Riley       | 87, Riley         |
| 1985 | .390, Meucci     | 85, Meucci      | 97, Meucci      | 14, Kennedy     | 65, Meucci        |
| 1986 | .382, Marabell   | 66, Barefoot    | 91, Marabell    | 13, Marabell    | 66, Mara          |
| 1987 | .476, Carr       | 58, Christopher | 69, Vuz         | 7, two players  | 46, Carr          |
| 1988 | .440, Carr       | 58, Christopher | 95, Carr        | 9, Carr         | 75, Carr          |
| 1989 | .371, Francisco  | 47, Francisco   | 85, Francisco   | 6, Gay          | 46, Gay           |
| 1990 | .439, Marini     | 55, two players | 75, Marini      | 5, two players  | 38, Gay           |
| 1991 | .363, Marini     | 71, Marini      | 86, Marini      | 14, Boykin      | 59, Boykin        |
| 1992 | .362, Stein      | 51, Stein       | 80, Baxter      | 6, two players  | 45, Stein         |
| 1993 | .379, Escala     | 55, Halpern     | 86, Escala      | 9, Holin        | 51, Halpern       |
| 1994 | .369, Hayes      | 55, Escala      | 89, Hayes       | 9, Holin        | 49, Hayes         |
| 1995 | .384, Roney      | 54, two players | 78, Roney       | 10, Roney       | 60, Hayes         |
| 1996 | .333, Nunnari    | 42, Samples     | 70, Samples     | 4, two players  | 38, two players   |
| 1997 | .450, Nunnari    | 68, Nunnari     | 90, Nunnari     | 10, two players | 61, Nunnari       |
| 1998 | .330, Diggs      | 58, Asche       | 70, Asche       | 13, Asche       | 51, Layton        |
| 1999 | .361, Asche      | 70, Vollstedt   | 78, Asche       | 14, Asche       | 56, Asche         |
| 2000 | .366, Vollstedt  | 73, Vollstedt   | 74, two players | 7, two players  | 66, Oliva         |
| 2001 | .372, Reier      | 57, Oliva       | 85, Weed        | 19, Oliva       | 68, Oliva         |
| 2002 | .347, Reier      | 41, Oliva       | 66, Reier       | 9, Oliva        | 44, Oliva         |
| 2003 | .401, Hauseman   | 47, Hauseman    | 75, Hauseman    | 16, Hauseman    | 40, Gronkowski    |
| 2004 | .377, Murphy     | 45, Best-Berfet | 65, Clifford    | 9, Diaz         | 43, Diaz          |
| 2005 | .329, Murphy     | 36, Clifford    | 72, Murphy      | 7, two players  | 41, Clifford      |
| 2006 | .398, Murphy     | 61, Clifford    | 88, two players | 10, two players | 55, Murphy        |
| 2007 | .351, Clifford   | 55, Clifford    | 81, Clifford    | 14, Clifford    | 59, Clifford      |
| 2008 | .377, Gillan     | 48, Ferreira    | 83, Gillan      | 9, Gillan       | 60, Gillan        |
| 2009 | .400, Gillan     | 52, Opachich    | 90, Opachich    | 13, Myers       | 62, Gillan        |



KIRK ASCHE




PETE CLIFFORD



RANDY RILEY




STEVE MEUCCI



DANIEL MURPHY

**PITCHING**

| Yr.  | ERA                 | Wins             | CG             | Strikeouts      | Saves            |
|------|---------------------|------------------|----------------|-----------------|------------------|
| 1957 | 1.96, Beerbower     | 5, Beerbower     | 3, Beerbower   | 54, Beerbower   | ----             |
| 1958 | 2.57, W. Jackson    | 4, Dahnke        | 4, Dahnke      | 21, Dahnke      | 1, W. Jackson    |
| 1959 | 2.20, Lee           | 3, W. Jackson    | 3, W. Jackson  | 33, W. Jackson  | 2, W. Jackson    |
| 1960 | 2.17, W. Jackson    | 3, W. Jackson    | 8, W. Jackson  | 48, W. Jackson  | ----             |
| 1961 | 3.13, W. Jackson    | 2, three players | 5, W. Jackson  | 33, W. Jackson  | 1, Whitehouse    |
| 1962 | 2.30, Strickland    | 6, two players   | 7, Strickland  | 53, Strickland  | 1, Tanner        |
| 1963 | 0.84, McMillan      | 6, Strickland    | 7, McMillan    | 42, Strickland  | 1, McMillan      |
| 1964 | 2.78, Mosco         | 2, Petrosky      | 3, McMillan    | 25, Witten      | ----             |
| 1965 | 2.30, Von Achen     | 2, Von Achen     | 4, Moraski     | 33, Von Achen   | 1, Von Achen     |
| 1966 | 2.15, Von Achen     | 9, Von Achen     | 11, Von Achen  | 68, Von Achen   | 3, Von Achen     |
| 1967 | 1.71, Mehlich       | 7, three tied    | 9, Mehlich     | 85, Mehlich     | ----             |
| 1968 | 2.19, Mehlich       | 6, Mansfield     | 9, Mehlich     | 101, Mehlich    | ----             |
| 1969 | 0.72, Mendes        | 8, Mendes        | 10, Mendes     | 74, Mansfield   | ----             |
| 1970 | 1.89, Mendes        | 12, Mendes       | ----           | 81, Mendes      | ----             |
| 1971 | 2.84, Conway        | 10, Nichols      | ----           | 67, Nichols     | ----             |
| 1972 | 2.06, Bryant        | 12, Nichols      | ----           | 117, Nichols    | ----             |
| 1973 | 2.95, Bryant        | 10, Bryant       | ----           | 67, Bryant      | 4, M. Brown      |
| 1974 | 3.73, M. Brown      | 5, Speed         | ----           | 66, Speed       | ----             |
| 1975 | 1.46, Hannon        | 6, Hannon        | ----           | 68, Speed       | ----             |
| 1976 | 2.38, Tanner        | 9, Tanner        | 8, Tanner      | 71, Tanner      | ----             |
| 1977 | 2.65, Copeland      | 8, Copeland      | 8, Pustay      | 64, Copeland    | ----             |
| 1978 | 2.95, Kuiper        | 7, Kuiper        | 8, Kuiper      | 62, Parton      | 3, Coughlin      |
| 1979 | 3.15, Pustay        | 3, three tied    | 6, two players | 69, Pustay      | 1, Walsh         |
| 1980 | 4.55, Walsh         | 4, Walsh         | 4, Walsh       | 62, Walsh       | 1, two players   |
| 1981 | 4.87, Scarboro      | 6, Nidds         | 6, two players | 46, Scarboro    | 2, two players   |
| 1982 | 2.91, Kockenmeister | 7, three tied    | 7, Foulks      | 67, Foulks      | 2, Jackson       |
| 1983 | 4.25, Ennis         | 9, two players   | 8, two players | 88, Perry       | 4, Bayly         |
| 1984 | 2.92, Christ        | 9, Christ        | 10, Christ     | 129, Christ     | 2, Palermo       |
| 1985 | 3.40, Thompson      | 10, Thompson     | 5, Palermo     | 60, two players | 4, Subik         |
| 1986 | 3.63, Miller        | 8, Stanford      | 5, Stanford    | 69, Miller      | 4, two players   |
| 1987 | 4.38, Shapiro       | 7, Kozlowski     | 3, Getler      | 66, Stanford    | 7, Ausanio       |
| 1988 | 1.19, Evans         | 9, Hamilton      | 4, Hamilton    | 81, Shapiro     | 6, Evans         |
| 1989 | 2.58, Kulina        | 12, Kulina       | 6, Kulina      | 130, Kulina     | 3, three players |
| 1990 | 2.41, Elder         | 11, Treadwell    | 4, Treadwell   | 78, Treadwell   | 5, Freeman       |
| 1991 | 2.45, Wylie         | 11, Wylie        | 7, Wylie       | 88, Wylie       | 6, Milite        |
| 1992 | 3.90, Wildes        | 5, two players   | 3, Elder       | 57, Elder       | 4, Ramsey        |
| 1993 | 3.30, Arguto        | 8, Arguto        | 6, Arguto      | 87, Arguto      | 5, Ramsey        |
| 1994 | 2.00, Guerra        | 14, Guerra       | 10, Guerra     | 120, Guerra     | 3, two players   |
| 1995 | 2.99, Ferguson      | 10, Sordo        | 4, Sordo       | 75, McKenna     | 8, Scheer        |
| 1996 | 3.21, Hegeman       | 9, Sordo         | 6, Sordo       | 92, Sordo       | 2, two players   |
| 1997 | 4.07, Padilla       | 7, Padilla       | 2, Byrd        | 57, Byrd        | 7, Hegeman       |
| 1998 | 3.13, Padilla       | 6, three players | ----           | 71, Regilio     | 4, Padilla       |
| 1999 | 3.86, Ebanks        | 7, two players   | 4, Ebanks      | 82, Ebanks      | 11, Porter       |
| 2000 | 3.97, Bell          | 7, Bell          | 3, Bell        | 86, Bell        | 1, five players  |
| 2001 | 1.91, Shumaker      | 9, Truty         | 4, Truty       | 117, Shumaker   | 12, Shumaker     |
| 2002 | 2.58, Williams      | 6, two players   | 5, Williams    | 76, Williams    | 3, Williams      |
| 2003 | 1.96, Bowman        | 6, two players   | 4, Truty       | 55, Truty       | 4, three players |
| 2004 | 1.74, Kelly         | 13, Robinson     | 7, Robinson    | 76, Robinson    | 4, Roque         |
| 2005 | 2.06, H. Davis      | 9, DeVries       | 1, Frontz      | 54, Frontz      | 11, H. Davis     |
| 2006 | 1.66, Young         | 12, Dobbins      | 2, Dobbins     | 89, Ackley      | 6, M. Davis      |
| 2007 | 3.29, Young         | 7, Gardner       | 2, Young       | 65, Young       | 6, M. Davis      |
| 2008 | 3.52, Loosen        | 5, two players   | ----           | 60, Andrew      | 6, Schlee        |
| 2009 | 2.70, Kaminski      | 6, Andrew        | 1, two players | 91, Loosen      | 8, Kaminski      |




SAM ARGUTO



HUNTER DAVIS



JOHN VON ACHEN



JIM WALSH



BRYAN WILLIAMS

YEARLY LEADERS

**BATTING**

| Year | W/L          | Avg         | Runs       | HR         | BB         | SO         | SB         | E          | Fld.        |
|------|--------------|-------------|------------|------------|------------|------------|------------|------------|-------------|
| 1957 | 5-2          | --          | 62         | 0          | 52         | --         | 24         | --         | --          |
| 1958 | 6-12         | .228        | 76         | 0          | 27         | 41         | 8          | 42         | --          |
| 1959 | 5-9          | --          | 56         | 1          | --         | --         | --         | 29         | --          |
| 1960 | 3-8-1        | .189        | 40         | 0          | 23         | 55         | 11         | 42         | --          |
| 1961 | 6-11         | .242        | 75         | 1          | 45         | 66         | 34         | 32         | --          |
| 1962 | 12-11-1      | .231        | 109        | 3          | 108        | 136        | 69         | 53         | --          |
| 1963 | 10-18        | .246        | 99         | 4          | 63         | 152        | 50         | 76         | --          |
| 1964 | 5-22         | .228        | 95         | 0          | 104        | 155        | 32         | 91         | --          |
| 1965 | 5-23         | .196        | 97         | 1          | 81         | 144        | 28         | 55         | --          |
| 1966 | 17-12        | .243        | 154        | 15         | 109        | 168        | 70         | 56         | --          |
| 1967 | 21-9         | .242        | 165        | 8          | 126        | 169        | 88         | --         | --          |
| 1968 | 22-13-2      | .257        | 190        | 16         | 166        | 242        | 117        | --         | --          |
| 1969 | 22-13-1      | .263        | 190        | 11         | 180        | 174        | 111        | --         | .955        |
| 1970 | 31-8         | .301        | 284        | 21         | 132        | 246        | 126        | 69         | <b>.968</b> |
| 1971 | 27-14        | .291        | 317        | 44         | 182        | 250        | <b>134</b> | 83         | .945        |
| 1972 | 36-14        | .310        | 344        | 47         | 141        | 297        | 90         | 73         | .961        |
| 1973 | 30-17        | .312        | 365        | 28         | 204        | 270        | 86         | 76         | .957        |
| 1974 | 19-36        | .261        | 281        | 25         | 342        | 206        | 44         | 135        | .925        |
| 1975 | 21-35        | .236        | 208        | 14         | 248        | 231        | 65         | 112        | .917        |
| 1976 | <b>45-14</b> | .306        | 403        | 34         | 248        | 274        | 109        | 82         | .961        |
| 1977 | 38-23        | .309        | 396        | 46         | 233        | 330        | 99         | 89         | .965        |
| 1978 | 35-28        | .295        | 422        | 49         | 287        | 304        | 58         | 146        | .946        |
| 1979 | 28-24        | .296        | 407        | 24         | 236        | 250        | 60         | 109        | .945        |
| 1980 | 23-33        | .303        | 399        | 37         | 244        | 221        | 74         | 129        | .936        |
| 1981 | 28-30        | .318        | 420        | 56         | 285        | 282        | 82         | 134        | .935        |
| 1982 | 39-20        | .312        | 493        | 55         | 199        | 348        | 88         | 112        | .944        |
| 1983 | 38-19        | <b>.341</b> | 556        | <b>110</b> | 218        | 301        | 97         | 116        | .943        |
| 1984 | 39-20        | .321        | 480        | 68         | 230        | 399        | 78         | 90         | .958        |
| 1985 | 41-28-1      | .307        | <b>563</b> | 72         | <b>406</b> | 336        | 77         | <b>168</b> | .934        |
| 1986 | 38-26        | .303        | 457        | 57         | 295        | 382        | 61         | 127        | .946        |
| 1987 | 34-25        | .310        | 405        | 41         | 271        | 247        | 127        | 95         | .954        |
| 1988 | 39-24        | .300        | 372        | 29         | 235        | 426        | 112        | 106        | .950        |
| 1989 | 42-22        | .308        | 367        | 21         | 278        | 288        | 59         | 100        | .954        |
| 1990 | 42-20        | .289        | 375        | 20         | 295        | 289        | 88         | 69         | .967        |
| 1991 | 43-21-2      | .307        | 489        | 39         | 320        | 384        | 105        | 105        | .957        |
| 1992 | 26-30        | .309        | 401        | 37         | 252        | 278        | 95         | 74         | .962        |
| 1993 | 33-26        | .302        | 416        | 51         | 271        | 328        | 66         | 66         | .970        |
| 1994 | 40-24        | .293        | 394        | 44         | 247        | 402        | 98         | 92         | .964        |
| 1995 | 41-22        | .291        | 405        | 36         | 269        | 401        | 86         | 83         | .966        |
| 1996 | 23-34        | .274        | 320        | 27         | 235        | 375        | 58         | 113        | .949        |
| 1997 | 32-22        | .317        | 433        | 55         | 258        | 352        | 74         | 102        | .951        |
| 1998 | 31-27        | .296        | 437        | 66         | 300        | 397        | 78         | 106        | .953        |
| 1999 | 41-23        | .300        | 431        | 56         | 286        | 475        | 106        | 88         | .963        |
| 2000 | 34-24        | .313        | 441        | 46         | 284        | 387        | 109        | 96         | .955        |
| 2001 | 39-25        | .300        | 416        | 74         | 251        | 381        | 60         | 97         | .958        |
| 2002 | 27-31        | .276        | 271        | 33         | 178        | 364        | 42         | 92         | .956        |
| 2003 | 32-30        | .287        | 326        | 49         | 180        | 391        | 82         | 93         | .958        |
| 2004 | 25-31        | .283        | 320        | 43         | 217        | 394        | 87         | 106        | .948        |
| 2005 | 23-31        | .282        | 283        | 34         | 177        | 367        | 58         | 77         | .964        |
| 2006 | 43-19        | .314        | 450        | 44         | 280        | 387        | 89         | 94         | .962        |
| 2007 | 32-23        | .286        | 376        | 35         | 271        | 407        | 89         | 97         | .960        |
| 2008 | 27-29        | .291        | 334        | 30         | 241        | 444        | 81         | 98         | .954        |
| 2009 | 37-22        | .301        | 431        | 62         | 293        | <b>494</b> | 67         | 111        | .952        |

**PITCHING**

| Year | IP           | CG        | BB         | SO         | SHO      | SV        | R          | ER         | ERA         |
|------|--------------|-----------|------------|------------|----------|-----------|------------|------------|-------------|
| 1957 | 130.0        | 6         | 65         | 112        | 0        | --        | 70         | 45         | 3.46        |
| 1958 | 150.0        | 7         | 61         | 47         | 0        | 1         | 115        | 58         | 3.48        |
| 1959 | 118.0        | 5         | --         | --         | 2        | 2         | 74         | --         | --          |
| 1960 | 97.0         | 9         | 30         | 54         | 0        | 0         | 61         | 25         | 2.32        |
| 1961 | 137.0        | 8         | 28         | 69         | 1        | 1         | 96         | 48         | 3.15        |
| 1962 | 184.0        | 13        | 120        | 90         | 1        | 1         | 127        | 83         | 4.06        |
| 1963 | 218.2        | 14        | 100        | 117        | 4        | 1         | 143        | 85         | 3.50        |
| 1964 | 206.0        | 11        | 123        | 98         | 0        | 0         | 145        | 105        | 4.59        |
| 1965 | 223.0        | 9         | 118        | 95         | 1        | 1         | 176        | 91         | 3.67        |
| 1966 | 252.0        | 18        | 100        | 165        | 2        | 5         | 137        | 86         | 3.07        |
| 1967 | 280.0        | 22        | 78         | 206        | 6        | 9         | 96         | 66         | <b>2.14</b> |
| 1968 | 339.0        | 17        | 146        | 221        | 6        | --        | 171        | 123        | 2.26        |
| 1969 | 312.2        | 27        | 113        | 235        | 7        | --        | 139        | 93         | 2.65        |
| 1970 | 310.0        | --        | 132        | 246        | 6        | --        | 115        | 76         | 2.16        |
| 1971 | 339.0        | --        | 182        | 250        | 3        | --        | 204        | 131        | 3.48        |
| 1972 | 432.1        | --        | 141        | 297        | 5        | --        | 182        | 127        | 2.65        |
| 1973 | 408.1        | --        | 204        | 270        | 2        | 8         | 259        | 190        | 4.19        |
| 1974 | 450.1        | --        | <b>342</b> | 206        | 4        | --        | 391        | 253        | 4.65        |
| 1975 | 448.2        | --        | 248        | 231        | 4        | --        | 262        | 171        | 3.25        |
| 1976 | 507.0        | 26        | 248        | 274        | 8        | --        | 249        | 169        | 3.00        |
| 1977 | 485.2        | <b>29</b> | 233        | 330        | 6        | --        | 289        | 208        | 3.85        |
| 1978 | 526.1        | 25        | 287        | 304        | 6        | 5         | 352        | 248        | 4.24        |
| 1979 | 441.0        | 18        | 236        | 250        | 5        | 1         | 324        | 237        | 4.83        |
| 1980 | 446.2        | 14        | 244        | 221        | 2        | 2         | 397        | 288        | 5.80        |
| 1981 | 480.1        | 15        | 285        | 282        | 0        | 5         | 447        | <b>369</b> | 6.92        |
| 1982 | 457.2        | 22        | 199        | 398        | 6        | 7         | 272        | 209        | 4.11        |
| 1983 | 458.0        | 22        | 218        | 301        | 3        | 8         | 374        | 296        | 5.82        |
| 1984 | 471.2        | <b>29</b> | 230        | 399        | 7        | 5         | 316        | 238        | 4.54        |
| 1985 | <b>559.1</b> | 14        | 301        | 362        | 1        | 11        | <b>477</b> | 314        | 5.05        |
| 1986 | 533.0        | 10        | 293        | 386        | 2        | 11        | 412        | 307        | 5.18        |
| 1987 | 476.2        | 6         | 249        | 351        | 5        | 14        | 361        | 280        | 5.29        |
| 1988 | 514.0        | 10        | 235        | 426        | 1        | 12        | 305        | 213        | 3.73        |
| 1989 | 526.1        | 18        | 259        | 423        | <b>9</b> | 13        | 286        | 212        | 3.63        |
| 1990 | 506.2        | 10        | 234        | 384        | 7        | 11        | 245        | 195        | 3.46        |
| 1991 | 573.2        | 13        | 219        | 411        | 2        | 14        | 314        | 201        | 3.16        |
| 1992 | 490.0        | 7         | 291        | 388        | 0        | 9         | 352        | 263        | 4.83        |
| 1993 | 508.2        | 10        | 268        | 354        | 3        | 12        | 317        | 265        | 4.69        |
| 1994 | 560.0        | 11        | 224        | 420        | 6        | 10        | 268        | 207        | 3.33        |
| 1995 | 542.0        | 6         | 285        | 382        | 6        | 17        | 310        | 233        | 3.87        |
| 1996 | 490.1        | 7         | 280        | 373        | 0        | 6         | 393        | 297        | 5.45        |
| 1997 | 465.1        | 3         | 217        | 400        | 2        | 11        | 365        | 287        | 5.55        |
| 1998 | 500.2        | 9         | 231        | 401        | 0        | 8         | 379        | 297        | 5.34        |
| 1999 | 529.2        | 9         | 259        | 432        | 8        | 13        | 341        | 286        | 4.84        |
| 2000 | 480.1        | 6         | 284        | 435        | 0        | 5         | 358        | 281        | 5.27        |
| 2001 | 526.0        | 9         | 264        | <b>500</b> | 6        | <b>19</b> | 332        | 271        | 4.64        |
| 2002 | 472.0        | 10        | 164        | 345        | 6        | 7         | 301        | 233        | 4.44        |
| 2003 | 502.2        | 9         | 174        | 313        | 0        | 15        | 337        | 266        | 4.76        |
| 2004 | 455.2        | 12        | 190        | 292        | 3        | 9         | 337        | 247        | 4.88        |
| 2005 | 473.2        | 1         | 218        | 338        | 1        | 13        | 326        | 270        | 5.13        |
| 2006 | 555.2        | 2         | 217        | 349        | 2        | 18        | 328        | 259        | 4.19        |
| 2007 | 546.2        | 4         | 221        | 380        | 2        | 15        | 352        | 267        | 4.40        |
| 2008 | 492.2        | 0         | 248        | 377        | 2        | 15        | 370        | 306        | 5.59        |
| 2009 | 517.2        | 2         | 184        | 451        | 0        | 13        | 390        | 298        | 5.18        |

Bold - Indicates school records